

45ème Course des 3 PONTS - BROC 2019

Coupe LA GRUYERE

Course à pied et walking

Course adaptée


Résultats officiels par Catégories

| Clé | Dos. | Nom et prénom | AN | Ville | Club / Team | Temps | Écart |
|--|------|-------------------|------|------------|---------------|----------|---------|
| FCA Cadettes A / Mädchen A 2002 - 2003 3 Km | | | | | | | |
| 1 | 1009 | CURRAT Sarah | 2003 | LE MOURET | cloros team | 11:41.98 | |
| 2 | 1003 | BERCHIER Mathilde | 2003 | HAUTEVILLE | CS Hauteville | 11:44.44 | 2.46 |
| 3 | 1029 | YERLY Elisa | 2003 | | SALES | 12:04.86 | 22.88 |
| 4 | 1006 | CATTIN Charline | 2002 | | SA Bulle | 12:13.23 | 31.25 |
| 5 | 1007 | CRAUSAZ Dunia | 2003 | MARSENS | CS Hauteville | 13:00.66 | 1:18.68 |
| 6 | 1014 | MICOULET Lucie | 2002 | MORLON | Morlon | 13:05.41 | 1:23.43 |
| 7 | 1028 | BARRAS Anais | 2003 | | SA Bulle | 13:44.13 | 2:02.15 |

| MCA Cadets A / Knaben A 2002 - 2003 3 Km | | | | | | | |
|---|------|-------------------|------|------------|-------------------|----------|---------|
| 1 | 1024 | MURISSET Jeremy | 2003 | | CRO SKI ALPINISTE | 9:50.12 | |
| 2 | 1004 | BULLIARD Thibault | 2002 | HAUTEVILLE | CS Hauteville | 10:04.80 | 14.68 |
| 3 | 1012 | KOLLY Thomas | 2003 | HAUTEVILLE | CS Hauteville | 10:57.93 | 1:07.81 |
| 4 | 1017 | PASQUIER Colin | 2002 | ECHARLENS | Echarlens | 11:28.85 | 1:38.73 |
| 5 | 1018 | SAVARY Léo | 2002 | MARSENS | CS Marsens | 11:29.09 | 1:38.97 |
| 6 | 1001 | ANSERMOT Theo | 2003 | | SA Bulle | 12:31.94 | 2:41.82 |

| FCB Cadettes B / Mädchen B 2004 - 2005 3 Km | | | | | | | |
|--|------|-------------------|------|------------|---------------|----------|---------|
| 1 | 1015 | PANCHAUD Manon | 2005 | MARSENS | CS Hauteville | 10:57.14 | |
| 2 | 1008 | CURRAT Marie | 2004 | LE MOURET | cloros team | 11:08.68 | 11.54 |
| 3 | 1011 | GENOUD Camille | 2005 | MARSENS | CS Marsens | 11:33.62 | 36.48 |
| 4 | 1020 | SCHORNOZ Salomé | 2005 | SORENS | CS Marsens | 11:37.85 | 40.71 |
| 5 | 1027 | PERRITAZ Jeanne | 2005 | | SC IM FANG | 12:47.04 | 1:49.90 |
| 6 | 1019 | SAVARY Elodie | 2004 | MARSENS | CS Marsens | 13:54.93 | 2:57.79 |
| 7 | 1026 | MARRO Isaline | 2005 | | CS Marsens | 14:23.74 | 3:26.60 |
| 8 | 1033 | RISSE Manon | 2005 | | BOTTERENS | 14:54.36 | 3:57.22 |
| 9 | 1002 | BARTOLUCCI Marica | 2005 | HAUTEVILLE | CS Hauteville | 14:56.30 | 3:59.16 |

| MCB Cadets B / Knaben B 2004 - 2005 3 Km | | | | | | | |
|---|------|------------------|------|-------------------|---------------------|----------|---------|
| 1 | 1023 | VUADENS Killian | 2004 | FEY | Running Team Prilly | 10:06.80 | |
| 2 | 1030 | PHARISA Mathieu | 2005 | | CS NEIRIVUE | 10:20.73 | 13.93 |
| 3 | 1013 | MAEDER Léo | 2005 | VILLARS-TIERCELIN | Running Team Prilly | 10:43.28 | 36.48 |
| 4 | 1021 | SUDAN Simon | 2005 | | SA Bulle | 10:47.46 | 40.66 |
| 5 | 1010 | FEYER Joël | 2005 | PLAFFEIEU | LA Plaffeien | 11:06.84 | 1:00.04 |
| 6 | 1016 | PASQUIER Nicolas | 2005 | BROC | Broc | 11:16.65 | 1:09.85 |
| 7 | 1025 | DEFFERRARD Johan | 2004 | | PEDALE BULLOISE | 11:23.00 | 1:16.20 |
| 8 | 1032 | SUDAN Esteban | 2005 | | BROC | 12:08.86 | 2:02.06 |
| 9 | 1031 | DEMIERRE Arnaud | 2005 | | CERNIAT FR | 12:08.92 | 2:02.12 |
| 10 | 1022 | TERCIER Jérémie | 2005 | BROC | Pédale Bulloise | 13:05.19 | 2:58.39 |
| 11 | 1005 | BULLIARD Mathias | 2005 | HAUTEVILLE | CS Hauteville | 13:05.50 | 2:58.70 |



45ème Course des 3 PONTS - BROC 2019

Coupe LA GRUYERE

Course à pied et walking

Course adaptée

Résultats officiels par Catégories


| Cl | Dos. | Nom et prénom | AN | Ville | Club / Team | Temps | Écart |
|--|------|---------------------|------|-------------------|----------------------|----------|---------|
| FEA Ecolières A / Schülerinnen A 2006 - 2007 2 Km | | | | | | | |
| 1 | 1141 | PEREZ Danae | 2006 | | RUNNING TEAM PRILLY | 7:18.61 | |
| 2 | 1133 | MURITH Elyne | 2006 | | CSMarsens | 7:26.13 | 7.52 |
| 3 | 1143 | MATTENBERGER Noemie | 2006 | | RUNNING TEAM PRILLY | 7:27.31 | 8.70 |
| 4 | 1073 | CURRAT Elise | 2006 | LE MOURET | cloros team | 7:36.42 | 17.81 |
| 5 | 1128 | VIAL Clemence | 2007 | | CS MARSENS | 8:12.81 | 54.20 |
| 6 | 1115 | ROMANENS Lynda | 2007 | | CS MARSENS | 8:18.22 | 59.61 |
| 7 | 1120 | SAVARY Lomee | 2006 | | SA Bulle | 8:19.10 | 1:00.49 |
| 8 | 1123 | STUDER Méline | 2007 | MONTAGNY-LA-VILLE | Montagny-la-Ville | 8:26.95 | 1:08.34 |
| 9 | 1102 | OBERSON Audrey | 2007 | | CS MARSENS | 8:29.92 | 1:11.31 |
| 10 | 1113 | RIZZO Francesca | 2007 | | SA Bulle | 8:34.85 | 1:16.24 |
| 11 | 1136 | PULL ROSE FEELTHE | 2006 | | | 8:42.32 | 1:23.71 |
| 12 | 1092 | MARRO Celeste | 2007 | | CS MARSENS | 8:43.64 | 1:25.03 |
| 13 | 1089 | KERN Alicia | 2006 | VAULRUZ | AthlélicaVeveyse | 9:01.18 | 1:42.57 |
| 14 | 1080 | GUILLET Agnes | 2006 | | CS MARSENS | 9:07.80 | 1:49.19 |
| 15 | 1114 | ROMANENS Elise | 2006 | | CS MARSENS | 9:08.27 | 1:49.66 |
| 16 | 1119 | SAVARY Julie | 2007 | | CS MARSENS | 9:16.08 | 1:57.47 |
| 17 | 1085 | JAQUET Clémence | 2006 | ESTAVANNENS | Neirivue | 9:18.65 | 2:00.04 |
| 18 | 1150 | RICHOZ Charlyn | 2006 | | VUISTERNEN-DT-ROMONT | 9:24.87 | 2:06.26 |
| 19 | 1091 | MAGNIN Elodie | 2006 | CORBIÈRES | CS Hauteville | 9:28.80 | 2:10.19 |
| 20 | 1105 | OVERNEY Zoe | 2007 | | SA Bulle | 9:41.29 | 2:22.68 |
| 21 | 1077 | GALLI Sara | 2007 | CORBIÈRES | CS Hauteville | 9:47.44 | 2:28.83 |
| 22 | 1090 | LISBOA CAETANO Ieva | 2007 | | SA Bulle | 9:57.97 | 2:39.36 |
| 23 | 1152 | DEILLON Jeanne | 2006 | | FSG SALES | 10:20.29 | 3:01.68 |
| 24 | 1088 | JOYE Marine | 2007 | VILLARSIVIRIAUX | CARC Romont | 10:37.99 | 3:19.38 |

MEA Ecoliers A / Schüler A 2006 - 2007 2 Km

| | | | | | | | |
|----|------|-----------------------|------|------------|-----------------|---------|---------|
| 1 | 1083 | HUNZIKER Arnaud | 2006 | VUADENS | Vuadens | 7:00.48 | |
| 2 | 1082 | HENCHOZ Remy | 2007 | | SA Bulle | 7:28.14 | 27.66 |
| 3 | 1068 | CARVALHO Cristiano | 2007 | PENSIER | CA Fribourg | 7:29.04 | 28.56 |
| 4 | 1094 | MATTHEY Leo | 2006 | | SA Bulle | 7:45.45 | 44.97 |
| 5 | 1095 | MONTEL-CAMBOU Jérémie | 2006 | PLAFFEIEU | FC Plaffeien | 7:46.85 | 46.37 |
| 6 | 1108 | PROGIN Jules | 2007 | | SA Bulle | 7:49.57 | 49.09 |
| 7 | 1118 | ROUVENAZ Guillaume | 2007 | | SA Bulle | 7:50.68 | 50.20 |
| 8 | 1139 | DEMIERRE Nicolas | 2007 | | CERNIAT FR | 7:57.96 | 57.48 |
| 9 | 1137 | DAFFLON Nathan | 2007 | | PEDALE BULLOISE | 8:04.75 | 1:04.27 |
| 10 | 1103 | OBERSON Theo | 2007 | | CS MARSENS | 8:05.19 | 1:04.71 |
| 11 | 1061 | ANDREY Yonah | 2007 | GROLLEY | Grolley | 8:13.36 | 1:12.88 |
| 12 | 1071 | CLERC Gabriel | 2006 | | SA Bulle | 8:34.82 | 1:34.34 |
| 13 | 1145 | TURBERG Baptiste | 2007 | | MARSENS | 8:40.45 | 1:39.97 |
| 14 | 1075 | DEFFERARD Cyril | 2006 | | SA Bulle | 8:53.87 | 1:53.39 |
| 15 | 1121 | SCHOUWEY Ryan | 2006 | HAUTEVILLE | CS Hauteville | 9:08.17 | 2:07.69 |

FEB Ecolières B / Schülerinnen B 2008 - 2009 2 Km

| | | | | | | | |
|---|------|-----------------|------|-----------|-------------|---------|--|
| 1 | 1072 | CURRAT Mathilde | 2009 | LE MOURET | cloros team | 7:59.43 | |
|---|------|-----------------|------|-----------|-------------|---------|--|



45ème Course des 3 PONTS - BROC 2019

Coupe LA GRUYERE

Course à pied et walking


Course adaptée

Résultats officiels par Catégories

| Cl't | Dos. | Nom et prénom | AN | Ville | Club / Team | Temps | Écart |
|------|------|----------------------|------|-------------------|-------------------|----------|---------|
| 2 | 1087 | JENNY Laura | 2009 | DÜDINGEN | TSV Düdingen | 8:14.38 | 14.95 |
| 3 | 1096 | MONTEL-CAMBOU Amélie | 2008 | PLAFFEIEN | LA Plaffeien | 8:16.61 | 17.18 |
| 4 | 1104 | OLLING Elin | 2008 | | CS MARSENS | 8:17.34 | 17.91 |
| 5 | 1099 | MURITH Sohane | 2009 | | CS MARSENS | 8:32.56 | 33.13 |
| 6 | 1124 | STUDER Ella | 2009 | MONTAGNY-LA-VILLE | Montagny-la-Ville | 8:33.64 | 34.21 |
| 7 | 1130 | WICHT Malia | 2009 | | SA Bulle | 8:43.07 | 43.64 |
| 8 | 1081 | GUILLET Rose | 2008 | | CS MARSENS | 8:54.20 | 54.77 |
| 9 | 1076 | FIGLIORE Chiara Inès | 2009 | | CS Hauteville | 9:13.27 | 1:13.84 |
| 10 | 1109 | RABOUD Anaïs | 2008 | BROC | Broc | 9:14.28 | 1:14.85 |
| 11 | 1067 | CARVALHO Lana | 2009 | | CS MARSENS | 9:16.22 | 1:16.79 |
| 12 | 1149 | CUDRE-MAUROUX Elodie | 2008 | | CS LE MOURET | 9:16.86 | 1:17.43 |
| 13 | 1151 | DEILLON Angele | 2008 | | LA JOUX | 9:25.05 | 1:25.62 |
| 14 | 1132 | ZBINDEN Chiara | 2009 | | SA Bulle | 9:27.94 | 1:28.51 |
| 15 | 1084 | IRRAUSCH Manon | 2008 | | SA Bulle | 9:36.68 | 1:37.25 |
| 16 | 1098 | MORET Clémentine | 2008 | ECHARLENS | Echarlens | 9:39.85 | 1:40.42 |
| 17 | 1101 | NIDEGGER Lucie | 2009 | | SA Bulle | 9:43.49 | 1:44.06 |
| 18 | 1097 | MORAND Anaïs | 2009 | | CS Hauteville | 9:53.65 | 1:54.22 |
| 19 | 1069 | CHAMMARTIN Yaëlle | 2009 | | CS Hauteville | 9:54.46 | 1:55.03 |
| 20 | 1093 | MARRO Josephine | 2009 | | CS MARSENS | 10:01.13 | 2:01.70 |
| 21 | 1153 | CASTELLA Camille | 2009 | | BROC | 10:06.84 | 2:07.41 |
| 22 | 1126 | THEYTAZ Louise | 2009 | AYER | Ayer | 10:09.50 | 2:10.07 |
| 23 | 1063 | BARMAZ Joey | 2009 | AYER | Ayer | 10:10.16 | 2:10.73 |
| 24 | 1125 | TARRÈS Elise | 2009 | | SA Bulle | 10:11.92 | 2:12.49 |
| 25 | 1148 | JUNGO Zoe | 2008 | | CAF | 10:31.64 | 2:32.21 |
| 26 | 1146 | NORDMAN Laura | 2009 | | CS Hauteville | 10:40.35 | 2:40.92 |

MEB Ecoliers B / Schüler B 2008 - 2009 2 Km

| | | | | | | | |
|----|------|---------------------|------|-------------------|---------------------|---------|---------|
| 1 | 1142 | MATTENBERGER Romain | 2009 | | RUNNING TEAM PRILLY | 7:00.62 | |
| 2 | 1079 | GUËX Nathanaël | 2008 | GRANGES (VEVEYSE) | Granges (Veveysse) | 7:35.23 | 34.61 |
| 3 | 1127 | UNTERNÄHRER Leo | 2008 | | CS MARSENS | 7:39.07 | 38.45 |
| 4 | 1116 | ROSSIER Julien | 2008 | | SA Bulle | 7:53.74 | 53.12 |
| 5 | 1134 | FUHRER Benjamin | 2008 | | BROC | 8:08.79 | 1:08.17 |
| 6 | 1129 | VONARB Jules | 2008 | | SA Bulle | 8:10.97 | 1:10.35 |
| 7 | 1112 | RISSE Simon | 2008 | | SA Bulle | 8:11.11 | 1:10.49 |
| 8 | 1070 | CLERC Achille | 2008 | | SA Bulle | 8:17.66 | 1:17.04 |
| 9 | 1140 | OBERTON Arthur | 2008 | | BULLE | 8:18.34 | 1:17.72 |
| 10 | 1078 | GREMION Romain | 2009 | | SA Bulle | 8:25.58 | 1:24.96 |
| 11 | 1100 | MURITH Cyprien | 2009 | | SA Bulle | 8:34.45 | 1:33.83 |
| 12 | 1147 | HANSELMANN Theo | 2008 | | BROC | 8:35.23 | 1:34.61 |
| 13 | 1122 | SESSA Jonas | 2009 | | SA Bulle | 8:38.30 | 1:37.68 |
| 14 | 1138 | CASTELLA Ethan | 2008 | | MORLON | 8:38.35 | 1:37.73 |
| 15 | 1111 | RICHOZ Jules | 2009 | | CS Hauteville | 8:40.92 | 1:40.30 |
| 16 | 1135 | PERRITAZ Thomas | 2008 | | SKI CLUB BROCC | 8:56.05 | 1:55.43 |
| 17 | 1107 | PILLER Hugo | 2008 | MARSENS | FC Gumefens-Sorens | 8:58.72 | 1:58.10 |
| 18 | 1074 | DE SEGUIN Joël | 2009 | | SA Bulle | 9:06.22 | 2:05.60 |
| 19 | 1086 | JELK Emilien | 2009 | | CS MARSENS | 9:13.12 | 2:12.50 |
| 20 | 1144 | TURBERG Jonas | 2009 | | MARSENS | 9:17.19 | 2:16.57 |



45ème Course des 3 PONTS - BROC 2019

Coupe LA GRUYERE

Course à pied et walking

Course adaptée

Résultats officiels par Catégories


| Cl't | Dos. | Nom et prénom | AN | Ville | Club / Team | Temps | Écart |
|------|------|-----------------|------|------------|---------------|----------|---------|
| 21 | 1156 | PIRES Guilherme | 2009 | | BROC | 9:24.37 | 2:23.75 |
| 22 | 1065 | BULLIARD Thomas | 2009 | | CS Hauteville | 9:37.63 | 2:37.01 |
| 23 | 1110 | RICHOZ Aloïs | 2009 | HAUTEVILLE | - | 10:04.99 | 3:04.37 |
| 24 | 1066 | CAILLE Alex | 2008 | | SA Bulle | 10:12.67 | 3:12.05 |
| 25 | 1154 | BRODARD Matteo | 2009 | | BROC | 10:13.39 | 3:12.77 |

F19 Femmes Juniores / Juniorinnen 2000 - 2001 10,55 Km

| | | | | | | | |
|---|-----|------------------|------|---------------------|---------------|------------|----------|
| 1 | 174 | MONNEY Marion | 2000 | CORPATAUX-MAGNEDENS | CAG Farvagny | 47:35.86 | |
| 2 | 398 | FELLAY Thea | 2001 | | CS MARSENS | 53:23.10 | 5:47.24 |
| 3 | 152 | KRANTZ Laurine | 2000 | SORENS | CS Marsens | 53:39.18 | 6:03.32 |
| 4 | 24 | BERGER Camille | 2001 | HAUTEVILLE | Hauteville | 57:10.47 | 9:34.61 |
| 5 | 51 | BUNTSCHU Erine | 2000 | ECHARLENS | CS Marsens | 59:57.68 | 12:21.82 |
| 6 | 259 | SCHOUWEY Maeva | 2001 | HAUTEVILLE | CS Hauteville | 1h00:56.01 | 13:20.15 |
| 7 | 91 | ECOFFEY Clémence | 2000 | MORLON | CS Marsens | 1h04:31.23 | 16:55.37 |

F20 Femmes / Frauen 1980 - 1999 10,55 Km

| | | | | | | | |
|----|-----|---------------------|------|------------------|-----------------------------|----------|----------|
| 1 | 411 | PITTET Vanessa | 1990 | | CARC ROMONT | 41:52.36 | |
| 2 | 71 | CHOLLET Maya | 1987 | GENÈVE | Stade Genève Mizuno Team | 42:05.83 | 13.47 |
| 3 | 111 | GINDRAT Isabell | 1989 | FRIBOURG | LAT Sense/ Trilogie Sport | 42:15.86 | 23.50 |
| 4 | 76 | COLLIARD Laura | 1988 | RIAZ | ADN Coaching | 42:41.40 | 49.04 |
| 5 | 333 | SCHUWEY Mylene | 1995 | | SA BULLE | 43:23.04 | 1:30.68 |
| 6 | 318 | WAGEMESTER Inga | 1980 | | LAT SENSE | 43:57.70 | 2:05.34 |
| 7 | 408 | MINNING Maelle | 1995 | | CS HAUTEVILLE | 44:59.10 | 3:06.74 |
| 8 | 451 | EPINEY Florence | 1996 | | CA MARLY | 46:06.39 | 4:14.03 |
| 9 | 213 | PITTET Céline | 1993 | SIVIRIEZ | CS Vallée du Flon | 47:02.46 | 5:10.10 |
| 10 | 108 | GERBER Maria | 1980 | ROOT | Gerber Markierungen | 48:03.41 | 6:11.05 |
| 11 | 99 | FRAGNIERE Noemie | 1990 | BULLE | SAB | 48:08.00 | 6:15.64 |
| 12 | 335 | ROBERT Mathilde | 1993 | | BULLE | 50:41.36 | 8:49.00 |
| 13 | 101 | FRAGNIERE Emilie | 1993 | BULLE | CS MARSENS - SC ALPINA | 51:25.14 | 9:32.78 |
| 14 | 279 | TISSIERES Tanja | 1993 | CRÉSUZ | Im Fang | 51:49.35 | 9:56.99 |
| 15 | 79 | DAVID Amélie | 1985 | BULLE | Bulle | 51:49.51 | 9:57.15 |
| 16 | 242 | ROULIN Elodie | 1990 | VILLAZ-ST-PIERRE | CARC Romont | 52:00.89 | 10:08.53 |
| 17 | 462 | TOLLENAAR Camille | 1999 | | BULLE | 52:09.33 | 10:16.97 |
| 18 | 85 | DIAS Delphine | 1987 | BULLE | SAB | 52:35.13 | 10:42.77 |
| 19 | 352 | REGLI Dena | 1993 | | FRIBOURG | 52:37.43 | 10:45.07 |
| 20 | 394 | CARDINAUX Christina | 1996 | | CSVF | 53:09.85 | 11:17.49 |
| 21 | 375 | PROGIN Sylvie | 1997 | | CS LE PASQUIER | 54:46.26 | 12:53.90 |
| 22 | 196 | OBERSON Emilie | 1990 | JONGNY | CS vallée du Flon | 54:55.49 | 13:03.13 |
| 23 | 305 | ZURBUCHEN Nina | 1991 | | ZUERICH | 54:57.30 | 13:04.94 |
| 24 | 149 | KAROUSATOU Georgia | 1980 | GUMEFENS | SCOTT Sports | 54:57.31 | 13:04.95 |
| 25 | 138 | JAQUET Claire-Lyse | 1985 | GUMEFENS | FSG Sales | 55:25.25 | 13:32.89 |
| 26 | 10 | AYMON Nathalie | 1991 | LAUSANNE | Lausanne | 56:02.17 | 14:09.81 |
| 27 | 273 | TENA Lucie | 1989 | BULLE | Bulle | 56:07.94 | 14:15.58 |
| 28 | 336 | LEU Stephanie | 1981 | | SA BULLE | 56:20.02 | 14:27.66 |
| 29 | 119 | GREMAUD Laetitia | 1993 | BULLE | Club sportif Vallée du Flon | 56:27.76 | 14:35.40 |



45ème Course des 3 PONTS - BROC 2019


Coupe LA GRUYERE

Course à pied et walking

Course adaptée

Résultats officiels par Catégories

| Cl't | Dos. | Nom et prénom | AN | Ville | Club / Team | Temps | Écart |
|------|------|--------------------|------|--------------------|-----------------------|------------|----------|
| 30 | 48 | BUCHS Céline | 1980 | BULLE | SA BULLE | 56:32.35 | 14:39.99 |
| 31 | 47 | BUCHS Soraya | 1992 | BROC | Broc | 56:57.82 | 15:05.46 |
| 32 | 439 | SCHOPFER Manuela | 1983 | | ROSSENS FR | 57:12.24 | 15:19.88 |
| 33 | 269 | SUDAN Manon | 1994 | BROC | FSG Broc | 57:14.27 | 15:21.91 |
| 34 | 107 | GENOUD Patricia | 1982 | RIAZ | Riaz | 57:18.43 | 15:26.07 |
| 35 | 369 | BURGISSER Camille | 1989 | | BULLE | 57:18.52 | 15:26.16 |
| 36 | 376 | DELADOEX Myriam | 1980 | | LUNDI 6 HEURES | 57:19.55 | 15:27.19 |
| 37 | 447 | RABOUD Kelly | 1988 | | SKI CLUB GRANDVILLARD | 57:50.04 | 15:57.68 |
| 38 | 169 | MICHELOUD Manuela | 1980 | MOLÉSON-S-GRUYÈRES | Molésion-s-Gruyères | 57:50.44 | 15:58.08 |
| 39 | 211 | PICCAND Aline | 1983 | BULLE | Athletica veveyse | 57:59.00 | 16:06.64 |
| 40 | 227 | RISSE Marion | 1996 | LA ROCHE FR | La Roche FR | 58:00.82 | 16:08.46 |
| 41 | 190 | MURITH Cindy | 1980 | RIAZ | CS MARSENS | 58:12.66 | 16:20.30 |
| 42 | 123 | GUEx Carine | 1992 | MATRAN | ACPM | 58:35.64 | 16:43.28 |
| 43 | 192 | MUSSET Delphine | 1987 | RIAZ | Riaz | 58:42.26 | 16:49.90 |
| 44 | 307 | COMTE Justine | 1996 | | BULLE | 59:25.27 | 17:32.91 |
| 45 | 163 | MARTIN Victoria | 1995 | BULLE | Bulle | 59:31.33 | 17:38.97 |
| 46 | 423 | STUBY Donna | 1998 | | SEMSALES | 59:37.89 | 17:45.53 |
| 47 | 160 | MARGUET Jannick | 1996 | MÉNIÈRES | Ménières | 59:49.68 | 17:57.32 |
| 48 | 291 | WOHLHAUSER Elodie | 1986 | ARCONCIEL | CA Gibloux Farvagny | 1h00:02.54 | 18:10.18 |
| 49 | 443 | CHALLANDE Cindy | 1980 | | LA ROCHE FR | 1h00:55.55 | 19:03.19 |
| 50 | 391 | SUDAN Nadia | 1991 | | TEAM LYS'ALP | 1h01:03.26 | 19:10.90 |
| 51 | 44 | BRODARD Anne-Laure | 1981 | BULLE | - | 1h01:20.09 | 19:27.73 |
| 52 | 131 | HELBLING Nathalie | 1981 | BULLE | - | 1h01:20.16 | 19:27.80 |
| 53 | 361 | ANDREY Carole | 1991 | | ACPM | 1h01:25.82 | 19:33.46 |
| 54 | 42 | BRODARD Céline | 1988 | VILLARS-SUR-GLÂNE | CA Treyvaux | 1h01:28.73 | 19:36.37 |
| 55 | 294 | ZANGERL Salomé | 1990 | FRIBOURG | Fribourg | 1h01:29.43 | 19:37.07 |
| 56 | 345 | NAUDEIX Jordane | 1983 | | FRIBOURG | 1h01:41.89 | 19:49.53 |
| 57 | 197 | OBERSON Mélanie | 1981 | BULLE | Bulle | 1h01:54.10 | 20:01.74 |
| 58 | 221 | QUARTENOUD Jeanne | 1986 | TREYVAUX | CA Treyvaux | 1h03:05.97 | 21:13.61 |
| 59 | 124 | GUILLERMO Valérie | 1987 | LA TOUR-DE-TRÊME | La Tour-de-Trême | 1h03:17.71 | 21:25.35 |
| 60 | 341 | COTTING Surya | 1994 | | AVRY-DEVANT-PONT | 1h03:26.99 | 21:34.63 |
| 61 | 287 | VUK Martina | 1984 | FRIBOURG | - | 1h04:45.70 | 22:53.34 |
| 62 | 217 | POSTIGUILLO Claire | 1995 | BROC | Broc | 1h05:06.60 | 23:14.24 |
| 63 | 9 | ANGELOZ Laetitia | 1984 | HAUTEVILLE | CS Marsens | 1h05:08.30 | 23:15.94 |
| 64 | 239 | ROUILLER Cindy | 1992 | THÔNEX | Thônex | 1h05:27.06 | 23:34.70 |
| 65 | 100 | FRAGNIERE Aline | 1985 | BELFAUX | Belfaux | 1h06:25.98 | 24:33.62 |
| 66 | 178 | MOOSER Sarah | 1980 | MARSENS | CSMarsens | 1h06:31.35 | 24:38.99 |
| 67 | 356 | RESPEN Tiffany | 1988 | | DOOTIX | 1h06:44.13 | 24:51.77 |
| 68 | 220 | PROGIN Axelle | 1998 | BULLE | B3 Bulle Triathlon | 1h06:47.25 | 24:54.89 |
| 69 | 337 | NATHJOT Julie | 1993 | | BULLE | 1h06:58.38 | 25:06.02 |
| 70 | 359 | ZBINDEN Tania | 1993 | | PREZ-VERS-NOREAZ | 1h06:59.81 | 25:07.45 |
| 71 | 360 | PHILIPONA Corinne | 1992 | | BULLE | 1h06:59.84 | 25:07.48 |
| 72 | 231 | ROPRAZ Marilyne | 1991 | LA ROCHE FR | CAG Farvagny | 1h07:08.12 | 25:15.76 |
| 73 | 26 | BERSET Marie | 1990 | VUADENS | Vuadens | 1h07:20.51 | 25:28.15 |
| 74 | 350 | ANDREY Pauline | 1991 | | MORLON | 1h08:07.26 | 26:14.90 |
| 75 | 268 | STEULET Nadia | 1983 | VILLARS-SUR-GLÂNE | Villars-sur-Glâne | 1h08:35.89 | 26:43.53 |
| 76 | 470 | CASTRO Daniela | 1986 | | LAUSANNE | 1h08:40.10 | 26:47.74 |
| 77 | 321 | CHAPUIS Clemence | 1999 | | BROC | 1h15:33.34 | 33:40.98 |
| 78 | 116 | GORGE Lucie | 1995 | LES MOULINS | Les Moulins | 1h15:36.76 | 33:44.40 |
| 79 | 33 | BOTH Camille | 1996 | LESSOC | Lessoc | 1h17:16.38 | 35:24.02 |



45ème Course des 3 PONTS - BROC 2019

Coupe LA GRUYERE

Course à pied et walking


Course adaptée

Résultats officiels par Catégories

| Cl | Dos. | Nom et prénom | AN | Ville | Club / Team | Temps | Écart |
|----|------|------------------|------|-----------|-------------|------------|----------|
| 80 | 175 | MONNEY Laetitia | 1987 | LE MOURET | Le Mouret | 1h17:19.80 | 35:27.44 |
| 81 | 180 | MORAND Cassandra | 1997 | VAULRUZ | Vaulruz | 1h17:43.34 | 35:50.98 |
| 82 | 15 | BAPST Tifanny | 1993 | WABERN | Wabern | 1h17:44.53 | 35:52.17 |

F40 Dames I / Damen I 1970 - 1979 10,55 Km

| | | | | | | | |
|----|-----|---------------------------|------|---------------------|--------------------------------|------------|----------|
| 1 | 140 | JENNY Inge | 1978 | DÜDINGEN | TSV Düdingen | 41:06.79 | |
| 2 | 293 | ZAHNO Regula | 1971 | RECHTHALTEN | Team MAHU | 41:31.08 | 24.29 |
| 3 | 173 | MONNEY Stephanie | 1970 | CORPATAUX-MAGNEDENS | CAG Farvagny | 44:10.74 | 3:03.95 |
| 4 | 187 | MORGADO Madalena | 1978 | COURTEPIN | Atletique portugais de fribour | 45:51.93 | 4:45.14 |
| 5 | 270 | SUDAN Nadia | 1974 | BOTTERENS | SA Bulle | 46:13.15 | 5:06.36 |
| 6 | 38 | BOUZON Slavka | 1977 | LOVENS | Team Bouzon / Elemenz | 47:46.26 | 6:39.47 |
| 7 | 468 | ULRICH Marjorie | 1975 | | CSVF | 48:43.58 | 7:36.79 |
| 8 | 419 | RION Celine | 1977 | | VUISTERNEN-DT-ROMONT | 52:33.73 | 11:26.94 |
| 9 | 384 | SAVARY Anne | 1978 | | FSG SALES | 52:55.47 | 11:48.68 |
| 10 | 292 | WYSSMUELLER Isabelle | 1971 | MARSENS | CS MARSENS | 53:26.42 | 12:19.63 |
| 11 | 249 | SAVARY Nicole | 1970 | MARSENS | CS Marsens | 55:14.26 | 14:07.47 |
| 12 | 264 | SONNEY Magalie | 1975 | GRATTAVACHE | Club sportif Vallée du Flon | 55:42.14 | 14:35.35 |
| 13 | 388 | RAEMY Nadia | 1979 | | LA DZA RUNNING | 55:43.24 | 14:36.45 |
| 14 | 67 | CHASSOT Sandra | 1977 | ORSONNENS | Orsonnens | 56:03.82 | 14:57.03 |
| 15 | 329 | PROGIN Marysa | 1975 | | MORLON | 56:17.45 | 15:10.66 |
| 16 | 340 | LARDERAZ Adriana | 1978 | | CERNIAT FR | 56:18.09 | 15:11.30 |
| 17 | 145 | JUNGO Carmen | 1979 | POSIEUX | CAGF Farvagny | 56:19.80 | 15:13.01 |
| 18 | 219 | PROGIN Karin | 1977 | VUADENS | Vuadens | 56:20.77 | 15:13.98 |
| 19 | 313 | ROMANENS SCAIOLA Nathalie | 1976 | | VUADENS | 56:35.32 | 15:28.53 |
| 20 | 364 | PULL VERT/JAUNE | 1979 | | | 56:37.61 | 15:30.82 |
| 21 | 240 | ROULET Chrystele | 1978 | VUIPPENS | Vuippens | 56:49.68 | 15:42.89 |
| 22 | 146 | JUTZET Rosangela | 1976 | CHARMEY | Charmey | 56:53.36 | 15:46.57 |
| 23 | 387 | DEILLON Christine | 1979 | | LA DZA RUNNING | 57:17.32 | 16:10.53 |
| 24 | 465 | GOTHUEY Brigitte | 1979 | | EPAGNY | 57:33.57 | 16:26.78 |
| 25 | 158 | MAGNIN Karine | 1977 | RIAZ | Lys alp | 57:56.47 | 16:49.68 |
| 26 | 32 | BOSSY Cathy | 1971 | SÉVAZ | VC Payerne procycles | 58:05.81 | 16:59.02 |
| 27 | 469 | BEAUD Nicole | 1972 | | LE FLON | 59:29.24 | 18:22.45 |
| 28 | 232 | ROSALES Françoise | 1973 | VILLARS-SUR-GLÂNE | Villars-sur-Glâne | 59:33.05 | 18:26.26 |
| 29 | 237 | ROUGE Nathalie | 1971 | CHAPELLE-S-MOUDON | Tryverdon | 1h00:28.17 | 19:21.38 |
| 30 | 311 | TARRES Adrienne | 1977 | | BULLE | 1h00:35.53 | 19:28.74 |
| 31 | 36 | BOURQUI Martine | 1977 | VAULRUZ | Vaulruz | 1h01:18.75 | 20:11.96 |
| 32 | 265 | SOTTAS Alexandra | 1975 | HAUTEVILLE | Hauteville | 1h01:49.00 | 20:42.21 |
| 33 | 59 | CASTELLA Christelle | 1977 | BULLE | SA bulle | 1h02:28.15 | 21:21.36 |
| 34 | 442 | GOBET PAPAUX Carole | 1979 | | CARC | 1h03:50.03 | 22:43.24 |
| 35 | 229 | ROLLE Sylvie | 1973 | VILLARSEL-GIBLOUX | CA Rosé | 1h04:18.54 | 23:11.75 |
| 36 | 184 | MORET Christelle | 1977 | ECHARLENS | CS Marsens | 1h05:38.35 | 24:31.56 |
| 37 | 207 | PERRINJAQUET Déborah | 1974 | MÉZIÈRES FR | CS Vallée du Flon | 1h07:35.02 | 26:28.23 |
| 38 | 308 | VONARB Sylvie | 1971 | | La Tour-de-Trême | 1h07:46.94 | 26:40.15 |
| 39 | 437 | GRIVET Christine | 1974 | | NEYRUZ | 1h08:19.25 | 27:12.46 |
| 40 | 429 | PINHO Christine | 1970 | | CA PORTUGAIS FRIBOURG | 1h09:54.50 | 28:47.71 |
| 41 | 431 | HARTMANN Geraldine | 1970 | | ARCONCIEL | 1h10:47.88 | 29:41.09 |
| 42 | 80 | DELACOUR Cindy | 1976 | GRANGES (VEVEYSE) | Granges (Veveyse) | 1h11:58.62 | 30:51.83 |



45ème Course des 3 PONTS - BROC 2019

Coupe LA GRUYERE

Course à pied et walking

Course adaptée

Résultats officiels par Catégories


| Cl't | Dos. | Nom et prénom | AN | Ville | Club / Team | Temps | Écart |
|------|------|--------------------|------|-----------|-------------|------------|----------|
| 43 | 162 | MARIOTTI Murielle | 1974 | LOVENS | Lovens | 1h12:26.85 | 31:20.06 |
| 44 | 198 | ODIET Irène | 1977 | PRINGY | CS Marsens | 1h12:40.59 | 31:33.80 |
| 45 | 86 | DING Pascale | 1971 | MARSENS | Marsens | 1h13:12.37 | 32:05.58 |
| 46 | 245 | RUFFIEUX Mireille | 1978 | BOTTERENS | Trilogie | 1h17:25.80 | 36:19.01 |
| 47 | 278 | THOMANN Stephanie | 1972 | RIAZ | Riaz | 1h17:33.00 | 36:26.21 |
| 48 | 62 | CATILLAZ Alexandra | 1973 | BULLE | FSG Bulle | 1h23:59.42 | 42:52.63 |
| 49 | 17 | BARMAZ Sonia | 1974 | AYER | Ayer | 1h25:50.41 | 44:43.62 |

F50 Dames II / Damen II 1960 - 1969 10,55 Km

| | | | | | | | |
|----|-----|----------------------|------|-------------------|-----------------------------|------------|----------|
| 1 | 390 | GREMAUD Corinne | 1966 | | ENNEY | 47:39.25 | |
| 2 | 426 | MAGNIN Stephanie | 1967 | | PIERRAFORTSCHA | 49:18.25 | 1:39.00 |
| 3 | 275 | TERRAPON Georgette | 1961 | SEMSALES | cs vallée du flon | 50:16.19 | 2:36.94 |
| 4 | 63 | CAVILLIER Claudine | 1967 | GRATTAVACHE | Club sportif Vallée du Flon | 50:43.01 | 3:03.76 |
| 5 | 315 | SCIBOZ-WICHT Janique | 1969 | | SA BULLE | 50:59.57 | 3:20.32 |
| 6 | 346 | FRAGNIERE Ursula | 1968 | | CSMarsens | 54:20.58 | 6:41.33 |
| 7 | 41 | BRASEY Béatrice | 1967 | BULLE | Bulle | 54:39.83 | 7:00.58 |
| 8 | 12 | BACH Francine | 1963 | LUSSY FR | CARC Romont | 55:06.25 | 7:27.00 |
| 9 | 97 | FLORIO Anita | 1968 | MARSENS | CS Marsens | 55:06.98 | 7:27.73 |
| 10 | 284 | VINA Heidi | 1968 | VALLORBE | Footing Dent de Vaulion | 55:53.64 | 8:14.39 |
| 11 | 96 | FLEURY Jeanine | 1967 | VILLARIMBOUD | CARC | 57:04.64 | 9:25.39 |
| 12 | 460 | REY Marguerite | 1963 | | SC BROYARD | 1h01:00.10 | 13:20.85 |
| 13 | 410 | PROGIN Silvia | 1963 | | BULLE | 1h01:11.76 | 13:32.51 |
| 14 | 299 | MIRANDA Fabienne | 1969 | | AVRY-DEVANT-PONT | 1h01:21.99 | 13:42.74 |
| 15 | 383 | BERCHIER Françoise | 1964 | | SAB | 1h01:23.86 | 13:44.61 |
| 16 | 266 | SPICHER Claudine | 1958 | AUTIGNY | Autigny | 1h01:30.49 | 13:51.24 |
| 17 | 161 | MARGUET Marie-José | 1967 | MÉNIÈRES | Ménières | 1h02:10.48 | 14:31.23 |
| 18 | 331 | TERESZKIEWICZ Marie | 1969 | | MARLY | 1h02:26.49 | 14:47.24 |
| 19 | 424 | KOLLY Anne | 1968 | | RUN PLAISIR | 1h04:07.65 | 16:28.40 |
| 20 | 168 | MEZGER Claudia | 1967 | GROLLEY | FREE BOURG RUNNERS | 1h06:11.27 | 18:32.02 |
| 21 | 290 | WERREN Marie-Claude | 1969 | VILLARS-SUR-GLÂNE | Villars-sur-Glâne | 1h08:53.69 | 21:14.44 |
| 22 | 427 | ROSSIER-PINHO Albina | 1961 | | CS NEIRIVUE | 1h11:12.45 | 23:33.20 |
| 23 | 255 | SCHENKER Lilian | 1965 | DÄNIKEN SO | - | 1h13:39.15 | 25:59.90 |
| 24 | 323 | JACQUEROUD Gabriela | 1969 | | CHARMEY | 1h14:38.33 | 26:59.08 |
| 25 | 344 | COLLAUD Jacqueline | 1962 | | SAINT-AUBIN | 1h15:12.10 | 27:32.85 |
| 26 | 289 | WENCKEBACH Yumiko | 1966 | CHARMEY | Charmey | 1h15:37.72 | 27:58.47 |
| 27 | 46 | BRULHART Christiane | 1965 | | Posieux | 1h15:42.83 | 28:03.58 |

M19 Hommes Juniors / Junioren 1999 - 2000 10,55 Km

| | | | | | | | |
|---|-----|------------------|------|-------------|---------------------------|----------|---------|
| 1 | 234 | ROTZETTER Marc | 2000 | RECHTHALTEN | Athletic Team Rechthalten | 38:36.62 | |
| 2 | 224 | REPOND Ambroise | 2001 | MARSENS | Cs Marsens | 38:56.03 | 19.41 |
| 3 | 182 | MORARD Quentin | 2001 | MARSENS | CS Marsens | 41:02.78 | 2:26.16 |
| 4 | 420 | GRANDJEAN Johann | 2001 | | CS MARSENS | 42:13.77 | 3:37.15 |
| 5 | 78 | CURRAT Nicolas | 2001 | LE MOURET | cloros team | 43:17.42 | 4:40.80 |
| 6 | 300 | CATTIN Guillaume | 2001 | | PEDALE BULLOISE | 44:27.23 | 5:50.61 |
| 7 | 84 | DESPRES Florent | 2000 | MARLY | pédale bulloise | 45:49.84 | 7:13.22 |



45ème Course des 3 PONTS - BROC 2019

Coupe LA GRUYERE

Course à pied et walking


Course adaptée

Résultats officiels par Catégories

| Cl | Dos. | Nom et prénom | AN | Ville | Club / Team | Temps | Écart |
|----|------|--------------------|------|------------|---------------|----------|----------|
| 8 | 202 | PASQUIER Loïc | 2000 | ECHARLENS | CS Marsens | 47:24.42 | 8:47.80 |
| 9 | 385 | HAAS Lucien | 2001 | | TEAM ELITE | 51:43.82 | 13:07.20 |
| 10 | 23 | BERCHIER Guillaume | 2000 | HAUTEVILLE | CS Hauteville | 52:05.50 | 13:28.88 |

M20 Hommes / Männer 1980 - 1999 10,55 Km

| | | | | | | | |
|----|-----|-----------------------|------|---------------------|--------------------------------|----------|----------|
| 1 | 133 | HUNT Jeremy | 1992 | | Team Salomon Suisse | 33:25.68 | |
| 2 | 260 | SCHOUWEY Jérémy | 1991 | VILLARS-SOUS-MONT | CS Hauteville / D-Team Scott | 34:31.93 | 1:06.25 |
| 3 | 415 | KIDAY Abdou | 1985 | | CA AMIBILLY | 35:01.46 | 1:35.78 |
| 4 | 113 | GIRARD Damien | 1992 | LIEFFRENS | CARC Romont/Trilogie Sport | 36:16.76 | 2:51.08 |
| 5 | 120 | GRIVEL Robin | 1996 | AVRY-DEVANT-PONT | CS Hauteville | 37:21.98 | 3:56.30 |
| 6 | 28 | BERSET Pascal | 1985 | FARVAGNY | CAG Farvagny | 37:28.85 | 4:03.17 |
| 7 | 14 | BAILLY Steve | 1982 | ESCHERT | Boldair sport | 37:39.99 | 4:14.31 |
| 8 | 53 | CARDINAUX Pierre-Yves | 1986 | BOULOZ | CS Vallée du Flon | 38:08.56 | 4:42.88 |
| 9 | 43 | BRODARD Maxime | 1995 | CHARMEY | Salomon | 38:18.21 | 4:52.53 |
| 10 | 185 | MORET Kevin | 1989 | BROC | Broc | 38:18.91 | 4:53.23 |
| 11 | 70 | CHAUDOYE Fabien | 1983 | RIAZ | B3 Bulle Triathlon | 38:50.44 | 5:24.76 |
| 12 | 1 | ADGOT Mulue | 1991 | ROMONT FR | Carc Romont | 39:08.25 | 5:42.57 |
| 13 | 151 | KONRAD Niklas | 1999 | BULLE | SA Bulle | 39:48.23 | 6:22.55 |
| 14 | 377 | MAURON Vincent | 1984 | | CARC ROMONT | 39:55.21 | 6:29.53 |
| 15 | 236 | ROUBATY Quentin | 1997 | EPEDES FR | CS Le Mouret | 40:15.14 | 6:49.46 |
| 16 | 409 | MINNIG Hugo | 1993 | | CS HAUTEVILLE | 40:20.90 | 6:55.22 |
| 17 | 172 | MONNEY Sylvain | 1999 | CORPATAUX-MAGNEDENS | Corpataux-Magnedens | 40:23.93 | 6:58.25 |
| 18 | 93 | FASEL Marco | 1993 | UEBERSTORF | Ueberstorf | 40:42.23 | 7:16.55 |
| 19 | 386 | PERRISSET Claude | 1981 | | CA BROYARD | 40:45.17 | 7:19.49 |
| 20 | 430 | WYSS Reto | 1986 | | USS | 41:15.00 | 7:49.32 |
| 21 | 351 | SENGSTAG Jerome | 1992 | | INTERSPORT TOSALLI | 41:22.04 | 7:56.36 |
| 22 | 418 | CHARRIERE Gael | 1982 | | LAUSANNE | 41:40.20 | 8:14.52 |
| 23 | 362 | KOLLY Gerald | 1982 | | ACPM | 41:44.03 | 8:18.35 |
| 24 | 413 | PASQUIER Christophe | 1980 | | CS MARSENS | 41:44.87 | 8:19.19 |
| 25 | 89 | DUCREST Adrien | 1999 | | FRIBOURG | 41:51.36 | 8:25.68 |
| 26 | 166 | MERCIER Yoann | 1990 | VUADENS | cs le Paquier /Dupasquier Race | 41:56.48 | 8:30.80 |
| 27 | 210 | PHILIPONA Tristan | 1998 | RECHTHALTEN | Athletic Team Rechthalten | 42:11.51 | 8:45.83 |
| 28 | 393 | SUDAN Herve | 1989 | | TEAM LYS'ALP | 42:26.65 | 9:00.97 |
| 29 | 466 | YERLY Simon | 1988 | | LA DZA RUNING CLUB | 42:38.14 | 9:12.46 |
| 30 | 281 | TORNARE Germain | 1993 | BULLE | Bulle | 42:44.57 | 9:18.89 |
| 31 | 195 | NOTTURNO Pietro | 1985 | LA TOUR-DE-TRÊME | Bultech | 42:57.50 | 9:31.82 |
| 32 | 400 | BORDET Remy | 1983 | | EVIAN FRANCE | 43:01.42 | 9:35.74 |
| 33 | 128 | HAYOZ Julien | 1986 | LA CORBAZ | Team Tesag-Uvex | 43:03.54 | 9:37.86 |
| 34 | 365 | OBERSON Robin | 1998 | | LE PAQUIER | 43:11.83 | 9:46.15 |
| 35 | 263 | SEYDOUX Laurent | 1985 | SÂLES (GRUYÈRE) | FSG Sâles | 43:28.24 | 10:02.56 |
| 36 | 117 | GRANDJEAN Jérémy | 1991 | GIVISIEZ | Givisiez | 43:34.01 | 10:08.33 |
| 37 | 68 | CHASSOT Frédéric | 1989 | BROC | Broc | 43:40.74 | 10:15.06 |
| 38 | 218 | PROBST David | 1997 | MURTEN | AC Murten | 43:54.77 | 10:29.09 |
| 39 | 105 | GEBREHANIS Bahlbi | 1994 | ROMONT FR | Carc Romont | 44:21.00 | 10:55.32 |
| 40 | 373 | REPOND Brice | 1992 | | SA BULLE | 44:34.24 | 11:08.56 |
| 41 | 87 | DOUSSE Philippe | 1983 | CHÂTEL-MONTSALVENS | Châtel-Montsalvens | 44:43.77 | 11:18.09 |
| 42 | 374 | GRAVEL Maxime | 1983 | | QUEBEC CANADA | 44:46.85 | 11:21.17 |



45ème Course des 3 PONTS - BROC 2019


Coupe LA GRUYERE

Course à pied et walking

Course adaptée

Résultats officiels par Catégories

| Cl't | Dos. | Nom et prénom | AN | Ville | Club / Team | Temps | Écart |
|------|------|-------------------------|------|--------------------|-----------------------------|----------|----------|
| 43 | 402 | BERGER Nicolas | 1999 | | TEAM BUILLARD | 44:51.71 | 11:26.03 |
| 44 | 428 | KOLLY Aurelien | 1987 | | KOLBAK TEAM | 44:58.70 | 11:33.02 |
| 45 | 262 | SCHROETER Christian | 1981 | CORMINBOEUF | Corminboeuf | 45:08.16 | 11:42.48 |
| 46 | 201 | PASQUIER Vincent | 1980 | THIERRENS | Thierrens | 45:27.56 | 12:01.88 |
| 47 | 193 | NGUYEN Tai | 1999 | MATRAN | Cloros Team | 45:32.63 | 12:06.95 |
| 48 | 297 | BUSSARD Benoit | 1986 | | | 45:56.19 | 12:30.51 |
| 49 | 90 | DUFFEY Cedric | 1982 | LA TOUR-DE-TRÊME | La Tour-de-Trême | 46:08.20 | 12:42.52 |
| 50 | 155 | LEVIONNOIS Marc-Antoine | 1997 | FRIBOURG | CA Belfaux | 46:15.89 | 12:50.21 |
| 51 | 434 | GREMAUD Mathia | 1998 | | TEAM MICHU | 46:31.61 | 13:05.93 |
| 52 | 435 | CLERC Laurent | 1980 | | LA ROCHE FR | 46:33.52 | 13:07.84 |
| 53 | 130 | HELBLING Benjamin | 1990 | MARLY | Marly | 46:37.89 | 13:12.21 |
| 54 | 452 | PASQUIER Gregoire | 1983 | | LE PAQUIER | 46:52.62 | 13:26.94 |
| 55 | 103 | GAPANY Davy | 1994 | BULLE | Bulle | 47:02.27 | 13:36.59 |
| 56 | 401 | BULLIARD Cyril | 1994 | | BERGER ACADEMY | 47:04.16 | 13:38.48 |
| 57 | 21 | BAUWENS Ludovic | 1981 | BULLE | Bulle | 47:06.05 | 13:40.37 |
| 58 | 147 | KAMER Nicolas | 1989 | WABERN | Wabern | 47:18.98 | 13:53.30 |
| 59 | 403 | LUNEAU Joel | 1991 | | LES COUREURS DU DIMANCHE | 47:22.69 | 13:57.01 |
| 60 | 157 | LOETSCHER Pierre | 1988 | GIVISIEZ | Givisiez | 47:27.72 | 14:02.04 |
| 61 | 27 | BERSET Patrick | 1981 | PREZ-VERS-NORÉAZ | CAG Farvagny | 47:53.95 | 14:28.27 |
| 62 | 49 | BUCHS Marco | 1985 | RIAZ | CS Marsens | 47:55.57 | 14:29.89 |
| 63 | 203 | PASQUIER Lionel | 1985 | PÂQUIER-MONTBARRY | Pâquier-Montbarry | 48:02.83 | 14:37.15 |
| 64 | 322 | PYTHOUD Maxime | 1991 | | SKI CLUB LYS ALBEUVE | 48:06.08 | 14:40.40 |
| 65 | 223 | RENEVEY Quentin | 1999 | VILLARS-SUR-GLÂNE | Villars-sur-Glâne | 48:17.12 | 14:51.44 |
| 66 | 309 | LIARD Arnaud | 1992 | | SALES | 48:21.98 | 14:56.30 |
| 67 | 8 | ANGELOZ Didier | 1988 | PÂQUIER-MONTBARRY | Pâquier-Montbarry | 48:33.15 | 15:07.47 |
| 68 | 370 | BURGISSER Yannick | 1986 | | BULLE | 48:42.39 | 15:16.71 |
| 69 | 104 | GAY Bastien | 1998 | CHESALLES-SUR-ORON | CS Vallée du Flon | 48:51.48 | 15:25.80 |
| 70 | 324 | BORLAT Clavien | 1987 | | AVRY-DEVANT-PONT | 48:52.23 | 15:26.55 |
| 71 | 327 | SCHUWEY Guillaume | 1988 | | BULLE | 49:15.25 | 15:49.57 |
| 72 | 382 | REPOND Joris | 1987 | | SA BULLE | 49:43.03 | 16:17.35 |
| 73 | 282 | TSADU Tesfom | 1994 | ROMONT FR | CARC Romont | 49:43.24 | 16:17.56 |
| 74 | 353 | BARBEY Simon | 1991 | | RLFS | 49:47.44 | 16:21.76 |
| 75 | 135 | IMHOF Fabrice | 1993 | FRIBOURG | Fribourg | 49:48.60 | 16:22.92 |
| 76 | 433 | FAYT Anthony | 1986 | | BUSSIGNY | 49:48.78 | 16:23.10 |
| 77 | 94 | FAVRE Bryan | 1993 | COURTEPIN | MX-Academy | 49:49.75 | 16:24.07 |
| 78 | 13 | BAGNARA Eric | 1986 | LONAY | Lonay | 49:49.82 | 16:24.14 |
| 79 | 30 | BOCHSLER Raphael | 1982 | FLAMATT | Flamatt | 49:52.87 | 16:27.19 |
| 80 | 204 | GREMAUD Paul | 1997 | ECHARLENS | Echarlens | 50:29.90 | 17:04.22 |
| 81 | 250 | SCHAFFER Nathan | 1997 | BULLE | Team Cindy | 50:31.51 | 17:05.83 |
| 82 | 7 | ANDREY Benjamin | 1992 | PÂQUIER-MONTBARRY | CS Le Pâquier | 50:46.23 | 17:20.55 |
| 83 | 69 | CHATAGNY Simon | 1987 | BROC | Broc | 50:48.22 | 17:22.54 |
| 84 | 225 | RHYN Louis | 1982 | AUTIGNY | Autigny | 50:48.50 | 17:22.82 |
| 85 | 191 | MURITH Jonas | 1992 | BROC | FSG Broc | 50:55.10 | 17:29.42 |
| 86 | 320 | CHAPUIS Baptiste | 1999 | | BROC | 51:40.88 | 18:15.20 |
| 87 | 395 | RISSE Romain | 1989 | | CS HAUTEVILLE | 51:44.88 | 18:19.20 |
| 88 | 118 | GREMAUD Samuel | 1985 | BULLE | Bulle | 51:47.23 | 18:21.55 |
| 89 | 251 | SCHAFFER Thibaut | 1993 | BROC | Broc | 51:48.50 | 18:22.82 |
| 90 | 65 | CHARRIERE Bruno | 1988 | LA TOUR-DE-TRÊME | La Tour-de-Trême | 52:06.42 | 18:40.74 |
| 91 | 5 | ALLEMANN Baptiste | 1986 | BULLE | Les angoisses de la Gruyère | 52:22.10 | 18:56.42 |
| 92 | 332 | SULLIGER Eloi | 1993 | | VPROD UPPERVIEW PRODUCTION | 52:24.18 | 18:58.50 |



45ème Course des 3 PONTS - BROC 2019

Coupe LA GRUYERE

Course à pied et walking


Course adaptée

Résultats officiels par Catégories

| Cl't | Dos. | Nom et prénom | AN | Ville | Club / Team | Temps | Écart |
|------|------|----------------------|------|--------------------|-----------------------|------------|----------|
| 93 | 446 | MAGNIN Guy | 1987 | | CS MARSENS | 52:30.66 | 19:04.98 |
| 94 | 52 | BUSSARD David | 1981 | BULLE | ----- | 52:48.60 | 19:22.92 |
| 95 | 129 | HELBLING Florian | 1984 | LA TOUR-DE-TRÊME | Crossfighting | 53:18.69 | 19:53.01 |
| 96 | 458 | CALDAS Miguel | 1983 | | PONTERROSENSE | 53:23.43 | 19:57.75 |
| 97 | 304 | ALLEMANN Romain | 1995 | | ZUERICH | 53:28.50 | 20:02.82 |
| 98 | 25 | BERNOLD Yannick | 1986 | LA TOUR-DE-TRÊME | La Tour-de-Trême | 53:41.76 | 20:16.08 |
| 99 | 16 | BARBEY Olivier | 1988 | BROC | RLFS | 53:53.44 | 20:27.76 |
| 100 | 205 | PERRIARD Pascal | 1980 | AVRY-SUR-MATRAN | Avry-sur-Matran | 54:03.80 | 20:38.12 |
| 101 | 422 | SCHMUTZ Pierre | 1984 | | PRINGY | 54:15.78 | 20:50.10 |
| 102 | 148 | KARNSTADT Steve | 1995 | LA TINE | La Tine | 54:34.69 | 21:09.01 |
| 103 | 444 | RABOUD Vincent | 1983 | | SKI CLUB GRANDVILLARD | 55:06.14 | 21:40.46 |
| 104 | 132 | HORNER Julien | 1984 | BROC | Broc | 55:16.08 | 21:50.40 |
| 105 | 215 | POINSOT Hervé | 1984 | LA TOUR-DE-TRÊME | La Tour-de-Trême | 55:50.76 | 22:25.08 |
| 106 | 134 | HUNZIKER Sebastien | 1983 | CHÂTELAINE | Châtelaïne | 55:57.82 | 22:32.14 |
| 107 | 35 | BOURDILLOUD Elie | 1991 | LAUSANNE | Lausanne | 56:02.06 | 22:36.38 |
| 108 | 188 | MOURELLE Manuel | 1980 | ROSSINIÈRE | Rossinière | 56:19.94 | 22:54.26 |
| 109 | 11 | BACH Gaëtan | 1986 | BROC | Broc | 56:39.29 | 23:13.61 |
| 110 | 230 | ROPRAZ Sylvain | 1983 | AVRY-DEVANT-PONT | Avry-devant-Pont | 56:55.35 | 23:29.67 |
| 111 | 58 | CASSEGRAIN Arnault | 1991 | CRANS-PRÈS-CÉLIGNY | Crans-près-Céligny | 57:23.09 | 23:57.41 |
| 112 | 170 | MOHAMADI Mathieu | 1981 | RIAZ | Riaz | 57:24.72 | 23:59.04 |
| 113 | 81 | DEMATRAZ Grégoire | 1997 | BROC | Broc | 57:46.26 | 24:20.58 |
| 114 | 183 | MOREL Philippe | 1982 | MASSONNENS | FC Massonnens | 58:00.60 | 24:34.92 |
| 115 | 165 | MARTINSMOREIRA Cindy | 1992 | BULLE | Bulle | 58:08.40 | 24:42.72 |
| 116 | 56 | CARRILLO Marc | 1991 | BULLE | Bulle | 58:08.58 | 24:42.90 |
| 117 | 60 | CASTRO Jonathan | 1994 | LA TOUR-DE-TRÊME | La Tour-de-Trême | 59:01.57 | 25:35.89 |
| 118 | 286 | VUILLAUME Sébastien | 1981 | CORSEREY | CA Gibloux | 59:25.18 | 25:59.50 |
| 119 | 296 | POSTIGUILLO Bastien | 1997 | | BROC | 59:44.92 | 26:19.24 |
| 120 | 189 | MUERITH Cédric | 1982 | PÂQUIER-MONTBARRY | Pâquier-Montbarry | 59:51.83 | 26:26.15 |
| 121 | 343 | COLLAUD Kevin | 1991 | | LECHELLES | 59:58.31 | 26:32.63 |
| 122 | 407 | BAUMBERGER Daniel | 1980 | | TAUFFELEN | 1h00:04.60 | 26:38.92 |
| 123 | 368 | JAQUET Pierre | 1995 | | VILLARBENEY | 1h00:24.74 | 26:59.06 |
| 124 | 347 | GORGE Benoit | 1998 | | LES MOULINS | 1h01:40.19 | 28:14.51 |
| 125 | 412 | PITTET Dylan | 1997 | | BULLE | 1h02:24.17 | 28:58.49 |
| 126 | 298 | COTTET Aurelien | 1985 | | BROC | 1h02:46.57 | 29:20.89 |
| 127 | 372 | SUDAN Xavier | 1983 | | BELFAUX | 1h02:56.07 | 29:30.39 |
| 128 | 342 | ECABERT Bastien | 1985 | | AVRY-DEVANT-PONT | 1h03:26.37 | 30:00.69 |
| 129 | 125 | GUILLET Laurent | 1980 | ECUVILLENS | Ecuvillens | 1h05:08.50 | 31:42.82 |
| 130 | 354 | RESPEN Jean | 1984 | | DOOTIX | 1h06:44.67 | 33:18.99 |

M40 Vétérans I / Veteran I 1970 - 1979 10,55 Km

| | | | | | | | |
|---|-----|-----------------|------|---------------------|-----------------------|----------|---------|
| 1 | 57 | CARVALHO Sergio | 1977 | PENSIER | Free-bourg Runners | 36:35.65 | |
| 2 | 139 | JENNY Adrian | 1979 | DÜDINGEN | Team MAHU | 37:01.88 | 26.23 |
| 3 | 301 | PERRITAZ Pierre | 1972 | | SC IM FANG | 39:22.81 | 2:47.16 |
| 4 | 6 | ALMEIDA Carlos | 1979 | VUADENS | Vuadens | 40:12.13 | 3:36.48 |
| 5 | 88 | DROUX Daniel | 1979 | BERLENS | CS Vallée du Flon | 40:38.22 | 4:02.57 |
| 6 | 39 | BOUZON Daniel | 1972 | LOVENS | Team Bouzon / Elemenz | 41:00.75 | 4:25.10 |
| 7 | 212 | PICCAND Cédric | 1975 | CORPATAUX-MAGNEDENS | CAG Farvagny | 41:11.93 | 4:36.28 |



45ème Course des 3 PONTS - BROC 2019


Coupe LA GRUYERE

Course à pied et walking

Course adaptée

Résultats officiels par Catégories

| Cl | Dos. | Nom et prénom | AN | Ville | Club / Team | Temps | Écart |
|----|------|----------------------|------|---------------------|---------------------------|------------|----------|
| 8 | 367 | VONLANTHEN Daniel | 1972 | | CAG Farvagny | 41:26.87 | 4:51.22 |
| 9 | 179 | MORAND Benoit | 1978 | BROC | UGLOW ACPM | 42:09.59 | 5:33.94 |
| 10 | 457 | MONTEIRO Filipe | 1974 | | LAT SENSE | 42:16.35 | 5:40.70 |
| 11 | 440 | PILLOUD Olivier | 1978 | | SA BULLE | 42:36.91 | 6:01.26 |
| 12 | 214 | POCHON Frédéric | 1973 | AVRY-DEVANT-PONT | CS Hauteville | 42:59.98 | 6:24.33 |
| 13 | 37 | BOURQUI Benoît | 1974 | HENNENS | CARC Romont | 43:44.48 | 7:08.83 |
| 14 | 302 | MAILLARD Jerome | 1979 | | CLOSOS TEAM | 44:39.47 | 8:03.82 |
| 15 | 328 | CHASSOT Pierre-Alain | 1970 | | PRINGY | 45:30.83 | 8:55.18 |
| 16 | 74 | CLERC Thierry | 1973 | VUADENS | CS Marsens | 46:18.16 | 9:42.51 |
| 17 | 2 | AEBISCHER Adrian | 1974 | HEITENRIED | CA Portugais Fribourg | 46:19.23 | 9:43.58 |
| 18 | 199 | ODY Damien | 1971 | SORENS | Cs Marsens | 46:45.92 | 10:10.27 |
| 19 | 241 | ROULIN Philippe | 1976 | EPEDES FR | Ependes FR | 46:46.17 | 10:10.52 |
| 20 | 247 | SARRASIN Blaise | 1974 | BULLE | CS Marsens | 47:21.06 | 10:45.41 |
| 21 | 438 | BROILLET Christian | 1975 | | CAG Farvagny | 47:33.33 | 10:57.68 |
| 22 | 106 | GEINOZ Michel | 1971 | GUMEFENS | Sporting athletisme Bulle | 48:22.33 | 11:46.68 |
| 23 | 441 | BIABIANY James | 1976 | | SAINT-SULPICE | 48:22.65 | 11:47.00 |
| 24 | 144 | JOYE Denis | 1973 | VILLARSVIRIAUX | CARC Romont | 48:24.93 | 11:49.28 |
| 25 | 272 | SUSSTRUNK Julien | 1978 | LAUSANNE | CSPL | 48:35.50 | 11:59.85 |
| 26 | 317 | PANCHAUD Norbert | 1975 | | CS HAUTEVILLE | 48:38.88 | 12:03.23 |
| 27 | 334 | TISSOT Florian | 1976 | | CERNIAT FR | 49:05.03 | 12:29.38 |
| 28 | 267 | SPRENGER Boris | 1978 | BROC | Broc | 49:08.83 | 12:33.18 |
| 29 | 50 | BUCLIN Hyun | 1971 | MARSENS | CS Marsens | 49:26.05 | 12:50.40 |
| 30 | 303 | CURRAT Cedric | 1973 | | CLOSOS TEAM | 49:28.81 | 12:53.16 |
| 31 | 206 | PERRIARD Cédric | 1978 | VUISTERNENS-ROMONT | Carc Romont | 50:28.23 | 13:52.58 |
| 32 | 73 | CLEMENT Georges | 1971 | GUMEFENS | CS Hauteville | 50:35.06 | 13:59.41 |
| 33 | 261 | SCHOUWEY Stéphane | 1972 | HAUTEVILLE | CS Hauteville | 52:21.07 | 15:45.42 |
| 34 | 414 | MAURON Stephane | 1977 | | FSG SALES | 53:00.68 | 16:25.03 |
| 35 | 406 | FRANCEY Eric | 1971 | | LECHELLES | 53:09.44 | 16:33.79 |
| 36 | 445 | SAUTEUR Laurent | 1971 | | SEMSALES | 53:17.08 | 16:41.43 |
| 37 | 467 | BAERISWYL Nicolas | 1977 | | CROSSFIGHTING GRUYERE | 54:02.68 | 17:27.03 |
| 38 | 330 | HANK Frederic | 1970 | | BULLE | 54:09.41 | 17:33.76 |
| 39 | 141 | JONES Patrick | 1976 | VILLARS-SUR-GLÂNE | - | 54:14.89 | 17:39.24 |
| 40 | 277 | THEODOLOZ Daniel | 1979 | VERNAMIÈGE | Team Hérens | 54:53.70 | 18:18.05 |
| 41 | 312 | MAGNIN Pascal | 1970 | | BROC | 55:03.05 | 18:27.40 |
| 42 | 450 | HASSLER Nicolas | 1971 | | FSG SALES | 55:09.36 | 18:33.71 |
| 43 | 456 | PONCET Pierre Yves | 1970 | | SALES | 55:09.46 | 18:33.81 |
| 44 | 45 | BRULHART Cédric | 1972 | GRANGES (VEVEYSE) | Lions | 55:41.63 | 19:05.98 |
| 45 | 248 | SAVARY Laurent | 1971 | MARSENS | CS Marsens | 56:00.87 | 19:25.22 |
| 46 | 366 | MAGNE Philippe | 1979 | | CORPATAUX | 57:53.98 | 21:18.33 |
| 47 | 405 | OBERSON Alain | 1972 | | ECHARLENS | 57:57.05 | 21:21.40 |
| 48 | 31 | BOISSET Cedric | 1972 | LA TOUR-DE-TRÊME | Les Runarts | 58:19.09 | 21:43.44 |
| 49 | 176 | MONNEY Michel | 1970 | CORPATAUX-MAGNEDENS | Corpataux-Magnedens | 59:12.18 | 22:36.53 |
| 50 | 126 | GURDIAN Michael | 1979 | BROC | Broc | 1h01:30.98 | 24:55.33 |
| 51 | 285 | VONARB Regis | 1972 | LA TOUR-DE-TRÊME | La Tour-de-Trême | 1h01:54.93 | 25:19.28 |
| 52 | 417 | KRAMER Olivier | 1970 | | SIVIRIEZ | 1h11:18.76 | 34:43.11 |
| 53 | 18 | BARMAZ Jean-François | 1977 | AYER | Ayer | 1h25:51.53 | 49:15.88 |



45ème Course des 3 PONTS - BROC 2019


Coupe LA GRUYERE

Course à pied et walking

Course adaptée

Résultats officiels par Catégories

| Cl't | Dos. | Nom et prénom | AN | Ville | Club / Team | Temps | Écart |
|--|------|-------------------------|------|-------------------|---------------------------|------------|----------|
| M50 Vétérans II / Veteran II 1960 - 1969 10,55 Km | | | | | | | |
| 1 | 339 | PINELA Mario | 1969 | | FRIBOURG | 39:15.87 | |
| 2 | 200 | PACHE Jean-Claude | 1965 | LUSSY FR | Team Castella sport | 41:52.75 | 2:36.88 |
| 3 | 288 | WEBER Daniel | 1964 | BROC | CS Neirivue | 44:23.32 | 5:07.45 |
| 4 | 348 | COTTET Bernard | 1965 | | LA ROCHE FR | 44:37.83 | 5:21.96 |
| 5 | 316 | WICHT Patrick | 1969 | | SA BULLE | 44:44.59 | 5:28.72 |
| 6 | 425 | KOLLY Michel | 1967 | | BUSSIGNY | 46:38.83 | 7:22.96 |
| 7 | 253 | SCHALLER Claude | 1967 | LA TOUR-DE-TRÊME | La Tour-de-Trême | 48:54.01 | 9:38.14 |
| 8 | 436 | TCHEAU Alain | 1969 | | LA TOUR-de-Trême | 49:20.60 | 10:04.73 |
| 9 | 363 | BUTTY Roger | 1963 | | ECUBLENS | 49:32.72 | 10:16.85 |
| 10 | 29 | BEZENCON Joël | 1966 | CHÂBLES FR | CS Bioley-Magnoux | 49:38.05 | 10:22.18 |
| 11 | 326 | GACHOUD Frederic | 1966 | | CSVF | 50:06.39 | 10:50.52 |
| 12 | 142 | JORDAN Michel | 1964 | PÂQUIER-MONTBARRY | CS Marsens | 50:09.68 | 10:53.81 |
| 13 | 358 | PRELAZ Jean-Michel | 1964 | | RUE | 50:11.01 | 10:55.14 |
| 14 | 459 | MAUROUX Patrice | 1961 | | ACPM | 50:28.83 | 11:12.96 |
| 15 | 454 | NAGAI Koic Hi | 1965 | | PREVESSIN-MOENS,FRANCE | 50:32.26 | 11:16.39 |
| 16 | 114 | GLARDON Denis | 1965 | BULLE | Bulle | 51:07.69 | 11:51.82 |
| 17 | 325 | BARRAS Jean | | | BOTTERENS | 51:23.77 | 12:07.90 |
| 18 | 121 | GRIVEL Jean-Louis | 1964 | AVRY-DEVANT-PONT | CS Marsens | 51:37.32 | 12:21.45 |
| 19 | 306 | GRANDJEAN Denis | 1960 | | CS VALLEE DU FLON | 52:02.00 | 12:46.13 |
| 20 | 4 | VON DER FORST Alexander | 1967 | POSIEUX | CAG Farvagny | 52:04.07 | 12:48.20 |
| 21 | 389 | GENIN Pascal | 1965 | | RIAZ | 52:16.16 | 13:00.29 |
| 22 | 399 | FRAGNIERE Gerald | 1964 | | SA BULLE | 52:34.33 | 13:18.46 |
| 23 | 295 | ZENHAUSERN Yvan | 1967 | MISERY-COURTION | Team elite | 52:38.15 | 13:22.28 |
| 24 | 396 | RUTSCHO Jean-Daniel | 1967 | | CS MARSENS | 52:51.85 | 13:35.98 |
| 25 | 238 | ROUILLER Philippe | 1964 | THÔNEX | Thônex | 53:14.14 | 13:58.27 |
| 26 | 319 | CHAPUIS Lionel | 1967 | | BROC | 53:16.46 | 14:00.59 |
| 27 | 235 | ROUBATY Yves | 1966 | EPEDES FR | Ependes FR | 53:36.84 | 14:20.97 |
| 28 | 95 | FLEURY Jacques | 1963 | VILLARIMBOUD | CARC Romont | 54:05.66 | 14:49.79 |
| 29 | 61 | CATELLA Joseph | 1962 | NEIRIVUE | CS Neirivue | 54:19.30 | 15:03.43 |
| 30 | 461 | BRULHART Benoit | 1965 | | CAG Farvagny | 55:05.85 | 15:49.98 |
| 31 | 432 | RIVERO Carlos | 1967 | | VILLAGE NEUF FRANCE | 55:59.68 | 16:43.81 |
| 32 | 421 | MORARD Christian | 1963 | | BOURGUILLON | 56:46.85 | 17:30.98 |
| 33 | 314 | SCHOUWEY Jean-Marc | 1968 | | SKI-CLUB ALBEUVE-NEIRIVUE | 57:22.88 | 18:07.01 |
| 34 | 371 | FASEL Arthur | 1964 | | WUNNEWIL | 57:28.37 | 18:12.50 |
| 35 | 404 | FERNANDES Amaro | 1961 | | SMRUN | 57:34.94 | 18:19.07 |
| 36 | 136 | JACOT Laurent | 1968 | DOMPIERRE FR | Dompierre FR | 58:40.21 | 19:24.34 |
| 37 | 464 | BARRAUD Vincent | 1961 | | CS MARSENS | 59:28.66 | 20:12.79 |
| 38 | 392 | BUTTY Christian | 1965 | | FSG SALES | 59:51.22 | 20:35.35 |
| 39 | 449 | SILVA Deamantino | 1963 | | CP PORTUGAIS | 59:54.84 | 20:38.97 |
| 40 | 54 | DACOSTA Carlos | 1964 | BULLE | Team da Costa | 1h01:54.93 | 22:39.06 |
| 41 | 379 | KOLLY Hubert | 1961 | | LUNDI 6 HEURE | 1h01:58.11 | 22:42.24 |
| 42 | 357 | MOSSU Dominique | 1963 | | BROC | 1h02:53.72 | 23:37.85 |
| 43 | 455 | BURRUS Christophe | 1967 | | MATRAN | 1h03:28.58 | 24:12.71 |
| 44 | 98 | FORNEY Jean-François | 1969 | FRIBOURG | ca belfaux | 1h04:11.66 | 24:55.79 |
| 45 | 109 | GILLER Stéphane | 1968 | HAUTEVILLE | Hauteville | 1h04:14.34 | 24:58.47 |
| 46 | 222 | QUIRICI Christophe | 1966 | PONT-LA-VILLE | Pont-la-Ville | 1h04:59.33 | 25:43.46 |
| 47 | 167 | MEZGER Stefan | 1963 | GROLLEY | FREE BOURG RUNNERS | 1h06:11.44 | 26:55.57 |



45ème Course des 3 PONTS - BROC 2019

Coupe LA GRUYERE

Course à pied et walking

Course adaptée

Résultats officiels par Catégories


| Cl | Dos. | Nom et prénom | AN | Ville | Club / Team | Temps | Écart |
|----|------|------------------|------|-------|-------------|------------|----------|
| 48 | 349 | ANDREY Jacques | 1960 | | EPAGNY | 1h08:10.33 | 28:54.46 |
| 49 | 743 | DROUX Stephane | 1969 | | BULLE | 1h12:59.84 | 33:43.97 |
| 50 | 252 | SCHAFER Jean-Luc | 1967 | | MATRAN | 1h27:25.00 | 48:09.13 |

M60 Vétérans III / Veteran III 1950 - 1959 10,55 Km

| | | | | | | | |
|----|-----|----------------------|------|---------------------|------------------------|------------|----------|
| 1 | 276 | TERREAUX Bernard | 1952 | VUISTERNENS-OGOZ | CAG Farvagny | 43:46.50 | |
| 2 | 55 | CARRILLO Jésus | 1957 | BULLE | SAB | 45:10.09 | 1:23.59 |
| 3 | 164 | MARTINEZ Jean | 1958 | BULLE | SAB | 45:32.51 | 1:46.01 |
| 4 | 453 | JENNY Peter | 1951 | | LAT SENSE | 48:00.98 | 4:14.48 |
| 5 | 34 | BOUCHER Gilles | 1957 | BELFAUX | CA Belfaux | 48:22.84 | 4:36.34 |
| 6 | 64 | CHAPPUIS Michel | 1954 | FRIBOURG | CAGF Farvagny | 48:41.86 | 4:55.36 |
| 7 | 254 | SCHENKER Toni | 1956 | DÄNIKEN SO | - | 49:24.14 | 5:37.64 |
| 8 | 310 | MAEDER Walter | 1951 | | SMRUN | 50:01.84 | 6:15.34 |
| 9 | 156 | LIRGG Uli | 1956 | AVENCHES | Cloros Team | 51:08.56 | 7:22.06 |
| 10 | 380 | MAURON Gerard | 1956 | | CARC ROMONT | 51:18.47 | 7:31.97 |
| 11 | 271 | SUDAN Dominique | 1954 | LA TOUR-DE-TRÊME | FSG Bulle | 51:56.12 | 8:09.62 |
| 12 | 112 | GIRARD Alain | 1957 | CORPATAUX-MAGNEDENS | tpf | 51:58.51 | 8:12.01 |
| 13 | 233 | ROSSEL Jean-Luc | 1953 | RIAZ | CS Marsens | 55:37.73 | 11:51.23 |
| 14 | 177 | MONTEIRO Alberico | 1959 | LAUSANNE | Lausanne | 56:08.16 | 12:21.66 |
| 15 | 274 | TERCIER Michel | 1949 | CHARMEY | Ski club la vilette | 56:41.82 | 12:55.32 |
| 16 | 381 | SCHOUWEY Michel | 1959 | | SKI CLUB ALBEUVE | 58:20.72 | 14:34.22 |
| 17 | 244 | RUCHAT Jean-Claude | 1959 | LE SENTIER | Footing Vallée de Joux | 59:42.51 | 15:56.01 |
| 18 | 397 | CAILLE Louis | 1950 | | EPAGNY | 1h00:35.06 | 16:48.56 |
| 19 | 150 | KOLLY Daniel | 1957 | VILLARS-SUR-GLÂNE | CAG Farvagny | 1h02:42.43 | 18:55.93 |
| 20 | 378 | PASQUIER Jean-Claude | 1957 | | LUNDI 6 HEURES | 1h03:55.83 | 20:09.33 |
| 21 | 355 | RESPEN Marc | 1953 | | DOOTIX | 1h04:21.13 | 20:34.63 |
| 22 | 72 | CLEMENT Jean-Claude | 1938 | | Broc | 1h06:04.96 | 22:18.46 |
| 23 | 208 | PETRULLI Salvatore | 1946 | COURTAMAN | CA Portugais Fribourg | 1h08:01.55 | 24:15.05 |
| 24 | 416 | ROBADEY Felix | 1944 | | CLOSOS TEAM | 1h08:18.45 | 24:31.95 |
| 25 | 92 | ESSEIVA Jean-Paul | 1953 | COURTION | Courtion | 1h09:32.10 | 25:45.60 |
| 26 | 280 | TISSOT Michel | 1947 | BROC | FSG Broc | 1h12:32.90 | 28:46.40 |

FEC Ecolières C / Schülerinnen C 2010 - 2011 1 Km

| | | | | | | | |
|----|------|-----------------------|------|-------------|--------------|---------|-------|
| 1 | 1245 | TERCIER Celia | 2010 | | SA Bulle | 3:59.15 | |
| 2 | 1155 | BAUMBERGER Amy | 2010 | | BROC | 4:08.20 | 9.05 |
| 3 | 1240 | ROULIN Estelle | 2010 | | CS MARSENS | 4:10.45 | 11.30 |
| 4 | 1210 | CLERC Elena | 2011 | LA ROCHE FR | CS Le Mouret | 4:13.33 | 14.18 |
| 5 | 1211 | CLERC Anna | 2010 | | SA Bulle | 4:17.84 | 18.69 |
| 6 | 1226 | OVERNEY Caroline | 2010 | | SA Bulle | 4:23.38 | 24.23 |
| 7 | 1266 | DELADOEY Clemence | 2011 | | RIAZ | 4:27.38 | 28.23 |
| 8 | 1241 | RUFFIEUX Eline | 2010 | BOTTERENS | Botterens | 4:33.86 | 34.71 |
| 9 | 1232 | POTT Norah | 2010 | | CS MARSENS | 4:35.69 | 36.54 |
| 10 | 1205 | ARNAUD-MAGONI Malwenn | 2011 | | SA Bulle | 4:37.43 | 38.28 |
| 11 | 1272 | AEBY Alina | 2010 | | ST-URSEN | 4:37.47 | 38.32 |
| 12 | 1215 | FOURADOULAS Gaëlle | 2011 | | SA Bulle | 4:37.77 | 38.62 |



45ème Course des 3 PONTS - BROC 2019

Coupe LA GRUYERE

Course à pied et walking


Course adaptée

Résultats officiels par Catégories

| Cl't | Dos. | Nom et prénom | AN | Ville | Club / Team | Temps | Écart |
|------|------|-------------------|------|------------------|------------------|---------|---------|
| 13 | 1201 | ALMEIDA Emilie | 2011 | VUADENS | Vuadens | 4:42.43 | 43.28 |
| 14 | 1236 | ROMANENS Eva | 2011 | VUADENS | Vuadens | 4:42.70 | 43.55 |
| 15 | 1276 | JAQUET Marie | 2011 | | GEO NRJ | 4:44.29 | 45.14 |
| 16 | 1225 | OBERSON Elodie | 2011 | | SA Bulle | 4:46.39 | 47.24 |
| 17 | 1228 | PETITJEAN Emilie | 2011 | | SA Bulle | 4:49.20 | 50.05 |
| 18 | 1222 | NIQUILLE Mia | 2010 | | CS Hauteville | 4:52.64 | 53.49 |
| 19 | 1221 | MURITH Anae | 2010 | | SA Bulle | 4:57.74 | 58.59 |
| 20 | 1206 | BAERISWYL Lilou | 2011 | | SA Bulle | 4:58.22 | 59.07 |
| 21 | 1214 | DUFFEY Léa | 2011 | LA TOUR-DE-TRÊME | La Tour-de-Trême | 4:58.64 | 59.49 |
| 22 | 1259 | KUCI Lea | 2011 | | BROC | 4:59.57 | 1:00.42 |
| 23 | 1220 | MICHEL Evy | 2011 | BROC | Broc | 5:00.77 | 1:01.62 |
| 24 | 1273 | COLLIARD Alma | 2010 | | BROC | 5:01.13 | 1:01.98 |
| 25 | 1213 | DONNAT Meline | 2010 | LA TOUR-DE-TRÊME | La Tour-de-Trême | 5:02.61 | 1:03.46 |
| 26 | 1223 | NOTTURNO Chiara | 2010 | LA TOUR-DE-TRÊME | La Tour-de-Trême | 5:02.66 | 1:03.51 |
| 27 | 1253 | STEULET Sarah | 2011 | | CAF | 5:25.95 | 1:26.80 |
| 28 | 1234 | RHEME Prisca | 2011 | POSIEUX | Posieux | 5:26.34 | 1:27.19 |
| 29 | 1262 | CONSTANTINO Catia | 2011 | | BROC | 5:29.48 | 1:30.33 |
| 30 | 1235 | RIZZO Alessandra | 2011 | | SA Bulle | 5:29.72 | 1:30.57 |
| 31 | 1202 | ANDREY Camille | 2010 | | CS Hauteville | 5:40.96 | 1:41.81 |
| 32 | 1208 | BOURQUI Melie | 2011 | | SA Bulle | 5:46.92 | 1:47.77 |
| 33 | 1204 | ANDREY Emma | 2011 | LA TOUR-DE-TRÊME | La Tour-de-Trême | 5:49.03 | 1:49.88 |
| 34 | 1265 | CLERC Alexandra | 2011 | | GYM BROC | 5:57.30 | 1:58.15 |

MEC Ecoliers C / Schüler C 2010 - 2011 1 Km

| | | | | | | | |
|----|------|------------------------|------|-------------------|-----------------------|---------|-------|
| 1 | 862 | ROZE Lucas | 2010 | | TSV SANKT-ANTON | 3:42.25 | |
| 2 | 1239 | ROULET Samuel | 2010 | | CS MARSENS | 3:42.69 | 0.44 |
| 3 | 1230 | PILLER Antonin | 2010 | | CS MARSENS | 3:52.85 | 10.60 |
| 4 | 1224 | OBERSON Arthur | 2010 | | SA Bulle | 3:56.95 | 14.70 |
| 5 | 1244 | STURNY Emile | 2011 | | CS Hauteville | 3:57.72 | 15.47 |
| 6 | 1280 | DERVEY Theo | 2011 | | PEDALE BULLOISE | 4:00.16 | 17.91 |
| 7 | 1256 | TOMASINI Martin | 2010 | | BROC | 4:00.31 | 18.06 |
| 8 | 1264 | MONNEY Timeo | 2011 | | LA TOUR-DE-TREME | 4:02.10 | 19.85 |
| 9 | 1243 | STURNY Jules | 2011 | | CS Hauteville | 4:02.87 | 20.62 |
| 10 | 1212 | CORPATAUX Loïc | 2010 | BOTTERENS | Botterens | 4:04.24 | 21.99 |
| 11 | 1237 | ROSSIER Matthieu | 2011 | | SA Bulle | 4:06.61 | 24.36 |
| 12 | 1271 | STREIT Noe | 2010 | | CS Hauteville | 4:07.73 | 25.48 |
| 13 | 1227 | PERRITAZ Hugo | 2011 | | SA Bulle | 4:11.07 | 28.82 |
| 14 | 1281 | HOFHUIS CHARRIERE Knox | 2011 | | BROC | 4:12.21 | 29.96 |
| 15 | 1217 | GUEx Jérémie | 2010 | GRANGES (VEVEYSE) | Granges (Veveyse) | 4:13.13 | 30.88 |
| 16 | 1246 | TERCIER Sasha | 2011 | | SA Bulle | 4:13.37 | 31.12 |
| 17 | 1279 | VORIOT Juilen | 2011 | | BROC | 4:13.77 | 31.52 |
| 18 | 1247 | UNTERNAEHRER Maé | 2010 | RIAZ | Riaz | 4:15.80 | 33.55 |
| 19 | 1261 | RUFFIEUX Nathan | 2010 | | BOTTERENS | 4:17.10 | 34.85 |
| 20 | 1216 | GREMAUD Yohan | 2010 | | CS MARSENS | 4:19.24 | 36.99 |
| 21 | 1269 | BUCHS Theo | 2011 | | FC BROC | 4:19.29 | 37.04 |
| 22 | 1258 | SAVARY Romain | 2010 | | BROC | 4:19.66 | 37.41 |
| 23 | 1277 | SCHEURER Mathier | 2010 | | CLUB SPORTIF NEIRIVUE | 4:21.55 | 39.30 |



45ème Course des 3 PONTS - BROC 2019

Coupe LA GRUYERE

Course à pied et walking


Course adaptée

Résultats officiels par Catégories

| Cl't | Dos. | Nom et prénom | AN | Ville | Club / Team | Temps | Écart |
|------|------|-----------------|------|----------------|----------------------|---------|---------|
| 24 | 1255 | RION Jeremy | 2011 | | CARC KIDS | 4:24.41 | 42.16 |
| 25 | 1207 | BOTH Tim | 2010 | | CS MARSENS | 4:25.78 | 43.53 |
| 26 | 1263 | CARVALHO Lucas | 2010 | | BULLE | 4:26.01 | 43.76 |
| 27 | 1267 | GOUGLER Joshua | 2010 | | BROC | 4:31.81 | 49.56 |
| 28 | 1275 | PROGIN Felix | 2011 | | GRANGES-PACCOT | 4:34.53 | 52.28 |
| 29 | 1270 | ANDREY Gregory | 2010 | | BROC | 4:35.74 | 53.49 |
| 30 | 1250 | DA CUNHA Matheo | 2010 | | BROC | 4:39.03 | 56.78 |
| 31 | 1251 | DA CUNHA Lucas | 2010 | | BROC | 4:39.07 | 56.82 |
| 32 | 1231 | PORCHET Victor | 2010 | | SA Bulle | 4:40.02 | 57.77 |
| 33 | 1257 | KAUFMANN Nathan | 2011 | | SA BULLE | 4:42.86 | 1:00.61 |
| 34 | 1203 | ANDREY Antoine | 2011 | | CS Hauteville | 4:44.07 | 1:01.82 |
| 35 | 1209 | CHASSOT Teo | 2010 | | CS Hauteville | 4:48.59 | 1:06.34 |
| 36 | 1278 | MEUWLY Yuri | 2011 | | MOLESON-SUR-GRUYERES | 4:53.46 | 1:11.21 |
| 37 | 1274 | BOURGUET Theo | 2010 | | GRANGES-PACCOT | 4:55.02 | 1:12.77 |
| 38 | 1233 | REIS Esmael | 2011 | GRANGES-PACCOT | Granges-Paccot | 4:55.15 | 1:12.90 |
| 39 | 1218 | GURDIAN Matthew | 2011 | BROC | Broc | 4:58.68 | 1:16.43 |
| 40 | 1242 | SPRENGER Elio | 2010 | BROC | Broc | 5:00.51 | 1:18.26 |
| 41 | 1254 | MAURON Alexis | 2011 | | VAULRUZ | 5:03.18 | 1:20.93 |
| 42 | 1252 | OLLING Sven | 2010 | | RIAZ | 5:09.91 | 1:27.66 |
| 43 | 1268 | JOFFET Gabryel | 2011 | | REIGNIER, FRANCE | 5:24.39 | 1:42.14 |
| 44 | 1260 | BAECHLER Eliott | 2011 | | BROC | 5:31.40 | 1:49.15 |

FPO Poussines 2012 et plus jeunes 0,650 Km

| | | | | | | | |
|----|-----|-------------------------|------|-----------|-----------------------|---------|---------|
| 1 | 945 | MARQUES Leonor | 2012 | | VILLARS-SUR-GLANE | 2:31.20 | |
| 2 | 904 | AEBY Luisa | 2012 | | ST-URSEN | 2:40.22 | 9.02 |
| 3 | 848 | ROULIN Olivia | 2012 | EPEDES FR | CS Le Mouret | 2:44.75 | 13.55 |
| 4 | 839 | PASQUIER Emy | 2012 | | SA Bulle | 2:53.79 | 22.59 |
| 5 | 910 | PROGIN Pauline | 2013 | | GRANGES-PACCOT | 3:01.13 | 29.93 |
| 6 | 912 | SCHEURER Lea | 2012 | | CLUB SPORTIF NEIRIVUE | 3:01.23 | 30.03 |
| 7 | 931 | HOFHUIS CHARRIERE Kaitz | 2012 | | BROC | 3:05.92 | 34.72 |
| 8 | 949 | GACHET Jeanne | 2012 | | CHARMEY | 3:09.28 | 38.08 |
| 9 | 930 | DERVEY Zoe | 2013 | | LE MONS | 3:10.23 | 39.03 |
| 10 | 865 | ALVES Eva | 2012 | | BROC | 3:10.42 | 39.22 |
| 11 | 814 | FEIJOO Alice | 2012 | BROC | FSG Broc | 3:10.46 | 39.26 |
| 12 | 921 | BOTH Lia | 2013 | | MARSENS | 3:12.93 | 41.73 |
| 13 | 878 | RION Manon | 2013 | | VUISTERNEN-DT-ROMONT | 3:18.95 | 47.75 |
| 14 | 885 | SAVARY Lucie | 2012 | | BROC | 3:23.84 | 52.64 |
| 15 | 884 | SAVARY Emilie | 2012 | | BROC | 3:24.22 | 53.02 |
| 16 | 911 | JAQUET Alice | 2013 | | GEO NRJ | 3:24.73 | 53.53 |
| 17 | 947 | PILLER Odile | 2013 | | ESSERT | 3:25.14 | 53.94 |
| 18 | 917 | TERCIER Zoe | 2014 | | RIAZ | 3:25.96 | 54.76 |
| 19 | 909 | BOURGUET Zoe | 2012 | | GRANGES-PACCOT | 3:33.26 | 1:02.06 |
| 20 | 905 | PACHE Marine | 2012 | | LUSSY | 3:39.87 | 1:08.67 |
| 21 | 946 | THEODOLOZ Leonie | 2012 | | TEAM Hérens | 3:40.06 | 1:08.86 |
| 22 | 837 | PASQUIER Marion | 2013 | THIERRENS | Thierrens | 3:40.70 | 1:09.50 |
| 23 | 870 | SUDAN Nell | 2013 | | BELFAUX | 3:41.79 | 1:10.59 |
| 24 | 955 | SABORIDO Irene | 2013 | | BROC | 3:43.81 | 1:12.61 |



45ème Course des 3 PONTS - BROC 2019


Coupe LA GRUYERE

Course à pied et walking

Course adaptée

Résultats officiels par Catégories

| Cl't | Dos. | Nom et prénom | AN | Ville | Club / Team | Temps | Écart |
|------|------|---------------------|------|--------------------|----------------------------|---------|---------|
| 25 | 808 | DESSIBOURG Maé | 2012 | VILLARBENEY | CS Hauteville | 3:43.91 | 1:12.71 |
| 26 | 851 | SCHOUWEY Mélissa | 2012 | VILLARBENEY | CS Hauteville | 3:44.69 | 1:13.49 |
| 27 | 838 | PASQUIER Lara | 2014 | PÂQUIER-MONTBARRY | Pâquier-Montbarry | 3:46.52 | 1:15.32 |
| 28 | 888 | DEMOURE Julie | 2014 | | BROC | 3:54.59 | 1:23.39 |
| 29 | 809 | DIAS Eva | 2013 | BULLE | Bulle | 3:55.63 | 1:24.43 |
| 30 | 855 | VUILLAUME Tia | 2014 | CORSEREY | CA Gibloux | 3:55.99 | 1:24.79 |
| 31 | 901 | PITTET Molly | 2013 | | BROC | 4:00.06 | 1:28.86 |
| 32 | 907 | REIS Yasmine | 2012 | | GRANGES-PACCOT | 4:00.28 | 1:29.08 |
| 33 | 818 | GREMION Olivia | 2014 | VILLARBENEY | CS Hauteville | 4:03.96 | 1:32.76 |
| 34 | 913 | BOURQUI Livia | 2013 | | FSG SALES | 4:04.08 | 1:32.88 |
| 35 | 889 | KUCI Anisa | 2012 | | BROC | 4:05.56 | 1:34.36 |
| 36 | 887 | BOLLMANN Marion | 2013 | | EPAGNY | 4:10.91 | 1:39.71 |
| 37 | 852 | SESTI Luna | 2015 | VAULRUZ | Vaulruz | 4:13.88 | 1:42.68 |
| 38 | 841 | PIEDNOEL Melinda | 2013 | BROC | Broc | 4:14.93 | 1:43.73 |
| 39 | 948 | PILLER Rosalie | 2015 | | ESSERT | 4:17.45 | 1:46.25 |
| 40 | 926 | LANTHMANN Elisa | 2014 | | VILLARS-SOUS-MONT | 4:18.32 | 1:47.12 |
| 41 | 825 | LEU Anne-Sophie | 2014 | BOTTERENS | Gym Broc (parents enfants) | 4:19.45 | 1:48.25 |
| 42 | 937 | BUCHS Norah | 2014 | | BULLE | 4:22.12 | 1:50.92 |
| 43 | 935 | PASQUIER Ines | 2015 | | LE PAQUIER | 4:22.96 | 1:51.76 |
| 44 | 932 | GILREIRA Andrea | 2013 | | BROC | 4:30.69 | 1:59.49 |
| 45 | 863 | PICCAND Molly | 2015 | | BULLE | 4:33.05 | 2:01.85 |
| 46 | 944 | KALAJDZINI Lana | 2015 | | LA TOUR-DE-TREME | 4:38.90 | 2:07.70 |
| 47 | 900 | ANDREY Clara | 2012 | | FSG Broc | 4:39.08 | 2:07.88 |
| 48 | 892 | MONNEY Chloe | 2015 | | LA TOUR-DE-TREME | 4:45.69 | 2:14.49 |
| 49 | 895 | BERTSCHY Elena | 2014 | | UEBERStorf | 4:46.63 | 2:15.43 |
| 50 | 868 | BOSSON Alix | 2014 | | La Tour-de-Trême | 4:48.22 | 2:17.02 |
| 51 | 957 | BOSSON Elya | 2013 | | ECUVILLENS | 4:48.67 | 2:17.47 |
| 52 | 956 | BOSSON Juliette | 2014 | | LA TOUR-DE-TREME | 4:48.73 | 2:17.53 |
| 53 | 903 | NIQUILLE Lana | 2015 | | LA ROCHE FR | 4:51.56 | 2:20.36 |
| 54 | 933 | CARDINAUX Lucie | 2014 | | CS VALLEE DU FLON | 4:52.42 | 2:21.22 |
| 55 | 934 | CARDINAUX Tess | 2015 | | CS VALLEE DU FLON | 4:53.27 | 2:22.07 |
| 56 | 915 | PINGET Lucie | 2013 | | BULLE | 4:53.94 | 2:22.74 |
| 57 | 812 | DOUSSE Léna | 2013 | CHÂTEL-MONTSALVENS | Châtel-Montsalvens | 4:54.18 | 2:22.98 |
| 58 | 807 | CORPATAUX Mathilde | 2012 | BOTTERENS | Botterens | 4:56.61 | 2:25.41 |
| 59 | 928 | DESSIBOURG Juliette | 2015 | | CS HAUTEVILLE | 5:13.23 | 2:42.03 |
| 60 | 833 | NICOLET Charlize | 2015 | CHEIRY | Cheiry | 5:14.95 | 2:43.75 |
| 61 | 847 | ROPRAZ Leyxie | 2016 | AVRY-DEVANT-PONT | Avry-devant-Pont | 5:21.09 | 2:49.89 |
| 62 | 823 | JOYE Emilie | 2016 | BROC | Broc | 5:25.27 | 2:54.07 |
| 63 | 877 | MAURON Julie | 2014 | | FSG SALES | 5:27.24 | 2:56.04 |
| 64 | 815 | GENOUD Cloé | 2015 | RIAZ | Riaz | 5:28.98 | 2:57.78 |
| 65 | 822 | JOYE Alissa | 2013 | BROC | Broc | 5:46.48 | 3:15.28 |
| 66 | 902 | PITTET Mylene | 2015 | | BROC | 5:47.42 | 3:16.22 |
| 67 | 845 | REMY Noeline | 2016 | BROC | CS Vallée du Flon | 6:06.93 | 3:35.73 |
| 68 | 951 | SUDAN Elisa | 2016 | | ESTAVANNENS | 6:41.44 | 4:10.24 |
| 69 | 867 | BOSSON Cle | 2016 | | la tour-de-Trême | 6:43.57 | 4:12.37 |
| 70 | 866 | BLANC Marylou | 2015 | | RIAZ | 6:47.19 | 4:15.99 |
| 71 | 914 | FRANCIOLI Erza | 2016 | | RIAZ | 6:53.33 | 4:22.13 |
| 72 | 819 | HAGER Camille | 2016 | BOTTERENS | Botterens | 6:56.25 | 4:25.05 |
| 73 | 827 | MACHERET Rebecca | 2016 | EPAGNY | Epagny | 7:25.99 | 4:54.79 |
| 74 | 803 | BIENATI Morgane | 2016 | BROC | Broc | 7:26.68 | 4:55.48 |



45ème Course des 3 PONTS - BROC 2019


Coupe LA GRUYERE Course à pied et walking Course adaptée

Résultats officiels par Catégories

| Cl't | Dos. | Nom et prénom | AN | Ville | Club / Team | Temps | Écart |
|------|------|-------------------|------|-------|-------------------|---------|---------|
| 75 | 875 | DUFFEY Lydia | 2017 | | LA TOUR-DE-TREME | 8:04.45 | 5:33.25 |
| 76 | 923 | BRAISSANTQ Zoelie | 2016 | | LE PAQUIER | 8:27.76 | 5:56.56 |
| 77 | 954 | DROUX Lucie | 2016 | | CS VALLEE DU FLON | 8:58.28 | 6:27.08 |
| 78 | 939 | BUCHS Hila | 2017 | | BROC | 9:29.83 | 6:58.63 |

MPO Poussins 2011 et plus jeunes 0,650 Km

| | | | | | | | |
|----|------|--------------------|------|------------------|------------------|---------|---------|
| 1 | 820 | JENNY Fabio | 2012 | DÜDINGEN | TSV Düdingen | 2:30.44 | |
| 2 | 919 | BERNARDO Leon | 2012 | | SA BULLE | 2:44.18 | 13.74 |
| 3 | 1249 | PERROUD Jules | 2012 | | BROC | 2:47.00 | 16.56 |
| 4 | 879 | BAUMBERGER Ben | 2013 | | BROC | 2:50.33 | 19.89 |
| 5 | 850 | RUFFIEUX Célien | 2012 | BOTTERENS | Botterens | 2:52.62 | 22.18 |
| 6 | 882 | TOMASINI Bastien | 2012 | | BROC | 2:56.13 | 25.69 |
| 7 | 856 | WOHLHAUSER Ethan | 2012 | ARCONCIEL | Arconciel | 3:03.58 | 33.14 |
| 8 | 929 | BRISART Colin | 2012 | | BROC | 3:04.21 | 33.77 |
| 9 | 805 | CHASSOT Luc | 2012 | VILLARBENEY | CS Hauteville | 3:04.28 | 33.84 |
| 10 | 849 | ROULIN Lucien | 2013 | MARSENS | CS Marsens | 3:07.45 | 37.01 |
| 11 | 874 | BRODARD Eden | 2012 | | BROC | 3:07.98 | 37.54 |
| 12 | 853 | SEYDOUX Thomas | 2012 | | SA Bulle | 3:09.57 | 39.13 |
| 13 | 861 | DAFFLON Tom | 2012 | | PEDALE BULLOISE | 3:11.31 | 40.87 |
| 14 | 859 | GREMAUD Thomas | 2013 | | BROC | 3:11.77 | 41.33 |
| 15 | 842 | PILLER Alexis | 2013 | MARSENS | Marsens | 3:12.86 | 42.42 |
| 16 | 834 | NOTTURNO Timéo | 2013 | LA TOUR-DE-TRÊME | La Tour-de-Trême | 3:13.98 | 43.54 |
| 17 | 941 | CORPATAUX Eloi | 2012 | | BOTTERENS | 3:16.39 | 45.95 |
| 18 | 893 | MONNEY Owen | 2013 | | LA TOUR-DE-TREME | 3:18.85 | 48.41 |
| 19 | 894 | DUPASQUIER Sam | 2012 | | SORENS | 3:19.47 | 49.03 |
| 20 | 876 | DUFFEY Jonas | 2013 | | LA TOUR-DE-TREME | 3:20.44 | 50.00 |
| 21 | 927 | VORIOU Olivier | 2013 | | BROC | 3:21.23 | 50.79 |
| 22 | 816 | GENOUD Charly | 2012 | RIAZ | Riaz | 3:24.63 | 54.19 |
| 23 | 806 | CLERC Simon | 2014 | LA ROCHE FR | La Roche FR | 3:27.91 | 57.47 |
| 24 | 880 | BAUMBERGER Zackary | 2014 | | BROC | 3:28.64 | 58.20 |
| 25 | 813 | DUFFEY Noah | 2015 | LA TOUR-DE-TRÊME | La Tour-de-Trême | 3:30.39 | 59.95 |
| 26 | 804 | BOURQUI Tom | 2012 | HENNENS | Hennens | 3:32.38 | 1:01.94 |
| 27 | 922 | BRAISSANT Ilan | 2012 | | LE PAQUIER | 3:36.61 | 1:06.17 |
| 28 | 821 | JENNY Nils | 2015 | DÜDINGEN | TSV Düdingen | 3:37.82 | 1:07.38 |
| 29 | 886 | BAECHLER Jak | 2014 | | BROC | 3:38.38 | 1:07.94 |
| 30 | 890 | PIRES Filipe | 2014 | | | 3:39.63 | 1:09.19 |
| 31 | 801 | ALLEMANN Tristan | 2014 | BULLE | Bulle | 3:39.98 | 1:09.54 |
| 32 | 873 | CASTELLA Romain | 2015 | | BROC | 3:42.95 | 1:12.51 |
| 33 | 802 | BACH Cyril | 2012 | BROC | Broc | 3:43.55 | 1:13.11 |
| 34 | 891 | BERSET Theo | 2014 | | CAG Farvagny | 3:45.21 | 1:14.77 |
| 35 | 942 | SCHOLLER Noah | 2013 | | LA TOUR-DE-TREME | 3:52.10 | 1:21.66 |
| 36 | 826 | MACHERET Jolan | 2014 | EPAGNY | Epagny | 3:53.35 | 1:22.91 |
| 37 | 898 | ROCHAT Maxime | 2013 | | GRANDVILLARD | 3:53.38 | 1:22.94 |
| 38 | 924 | BRAISSANT Manoe | 2014 | | LE PAQUIER | 3:59.63 | 1:29.19 |
| 39 | 840 | PERRITAZ Thibaut | 2015 | BROC | Broc | 4:03.20 | 1:32.76 |
| 40 | 835 | PASQUIER Nathan | 2015 | BROC | Broc | 4:06.31 | 1:35.87 |
| 41 | 936 | PASQUIER Olivier | 2012 | | LE PAQUIER | 4:09.15 | 1:38.71 |



45ème Course des 3 PONTS - BROC 2019

Coupe LA GRUYERE

Course à pied et walking


Course adaptée

Résultats officiels par Catégories

| Cl't | Dos. | Nom et prénom | AN | Ville | Club / Team | Temps | Écart |
|------|------|-----------------------|------|--------------------|-----------------------|----------|---------|
| 42 | 824 | JUTZET Cédric | 2015 | CHARMEY | Charmey | 4:12.35 | 1:41.91 |
| 43 | 831 | MICHEL Charly | 2014 | BROC | Broc | 4:13.36 | 1:42.92 |
| 44 | 896 | WAEBER Iouri | 2014 | | WUNNEWIL | 4:14.83 | 1:44.39 |
| 45 | 952 | SUDAN Adrien | 2013 | | ESTAVANNENS | 4:15.61 | 1:45.17 |
| 46 | 920 | SCIBOZ Noam | 2012 | | BROC | 4:15.91 | 1:45.47 |
| 47 | 950 | SUDAN Nathan | 2014 | | LA TOUR-DE-TREME | 4:17.20 | 1:46.76 |
| 48 | 897 | DELADOEY Lucien | 2015 | | RIAZ | 4:17.34 | 1:46.90 |
| 49 | 940 | BUSSARD Noam | 2014 | | BOTTERENS | 4:19.99 | 1:49.55 |
| 50 | 869 | STEULET Tim | 2014 | | VILLARS-SUR-GLANE | 4:23.07 | 1:52.63 |
| 51 | 832 | MORAND Hugo | 2012 | VILLARBENEY | CS Hauteville | 4:26.46 | 1:56.02 |
| 52 | 943 | SCHOLLER Mathias | 2015 | | LA TOUR-DE-TREME | 4:27.97 | 1:57.53 |
| 53 | 858 | GREMAUD Evan | 2015 | | BROC | 4:31.38 | 2:00.94 |
| 54 | 953 | SUDAN Alois | 2014 | | SKI-CLUB LYS | 4:34.00 | 2:03.56 |
| 55 | 871 | SUDAN Noe | 2016 | | BELFAUX | 4:38.02 | 2:07.58 |
| 56 | 854 | SPRENGER Nolan | 2014 | BROC | Broc | 4:38.24 | 2:07.80 |
| 57 | 918 | BOSSEL Nola Alexandre | 2013 | | ENNEY | 4:39.34 | 2:08.90 |
| 58 | 864 | DOS SANTOS Ruben | 2013 | | NEIRIVUE | 4:41.09 | 2:10.65 |
| 59 | 883 | RABOUD Tim | 2014 | | SKI CLUB GRANDVILLARD | 4:41.80 | 2:11.36 |
| 60 | 846 | RHEME Adrien | 2014 | POSIEUX | Posieux | 4:42.89 | 2:12.45 |
| 61 | 872 | BARRAS Kylian | 2012 | | BROC | 4:44.41 | 2:13.97 |
| 62 | 811 | DOUSSE Ethan | 2015 | CHÂTEL-MONTSALVENS | Châtel-Montsalvens | 5:13.47 | 2:43.03 |
| 63 | 836 | PASQUIER Romain | 2015 | THIERRENS | Thierrens | 5:24.29 | 2:53.85 |
| 64 | 916 | PINGET Simon | 2015 | | BROC | 5:26.05 | 2:55.61 |
| 65 | 817 | GOBET Felicien | 2015 | SÂLES (GRUYÈRE) | FSG Sâles | 5:31.20 | 3:00.76 |
| 66 | 899 | PIAZZA Leni | 2015 | | RIAZ | 5:35.89 | 3:05.45 |
| 67 | 857 | WOHLHAUSER Eloan | 2014 | ARCONCIEL | Arconciel | 6:04.94 | 3:34.50 |
| 68 | 906 | REIS Evanco | 2016 | | GRANGES-PACCOT | 6:08.30 | 3:37.86 |
| 69 | 908 | BOURGUET Nathan | 2016 | | GRANGES-PACCOT | 6:09.63 | 3:39.19 |
| 70 | 925 | FORTE Quentin | 2016 | | FSG BROC | 6:34.03 | 4:03.59 |
| 71 | 860 | MURITH Antoine | 2017 | | PRINGY | 7:09.70 | 4:39.26 |
| 72 | 844 | PITTET Léo | 2017 | FRIBOURG | Fribourg | 9:19.59 | 6:49.15 |
| 73 | 810 | DIAS Sacha | 2017 | BULLE | Bulle | 10:43.82 | 8:13.38 |

WW Walking / Nordic-Walking 7,7 Km

| | | | | | | | |
|----|-----|---------------------|------|--------------------|--------------------|------------|---------|
| 1 | 745 | THEVENAZ Laurent | 1973 | | CHAVANNES-DE-BOGIS | 57:25.83 | |
| 2 | 727 | CASSEGRAIN Philippe | 1955 | CRANS-PRÈS-CÉLIGNY | Crans-près-Céligny | 58:06.62 | 40.79 |
| 3 | 729 | KUHN Jean-Marc | 1955 | | Posieux | 1h01:17.27 | 3:51.44 |
| 4 | 753 | BOLLMANN Chantal | 1977 | | EPAGNY | 1h01:44.30 | 4:18.47 |
| 5 | 742 | BRODARD Patricia | 1968 | | BULLE | 1h01:45.27 | 4:19.44 |
| 6 | 728 | CHASSOT Jean-Daniel | 1962 | GUMEFENS | Gumefens | 1h02:52.14 | 5:26.31 |
| 7 | 734 | SAVOY Nathanaëlle | 1979 | TREYVAUX | Treyvaux | 1h05:04.02 | 7:38.19 |
| 8 | 741 | GAVILLET Corinne | 1965 | | CARC ROMONT | 1h05:19.47 | 7:53.64 |
| 9 | 725 | BLANCHARD Julien | 1976 | | CA Belfaux | 1h06:01.53 | 8:35.70 |
| 10 | 740 | GAVILLET Gerald | 1967 | | BILLENS | 1h06:16.67 | 8:50.84 |
| 11 | 752 | ANDREY Anne | 1971 | | BULLE | 1h06:43.53 | 9:17.70 |
| 12 | 751 | GUILLET Veronique | 1972 | | FSG SALES | 1h06:43.74 | 9:17.91 |
| 13 | 724 | BERCHIER Béatrice | 1972 | HAUTEVILLE | CS Hauteville | 1h06:46.38 | 9:20.55 |



45ème Course des 3 PONTS - BROC 2019

Coupe LA GRUYERE

Course à pied et walking

Course adaptée

Résultats officiels par Catégories

| Cl | Dos. | Nom et prénom | AN | Ville | Club / Team | Temps | Écart |
|----|------|---------------------|------|--------------------|--------------------|------------|----------|
| 14 | 738 | YERLY Christiane | 1960 | GRENILLES | Grenilles | 1h07:44.58 | 10:18.75 |
| 15 | 746 | MAILLARD Isabelle | 1983 | | CARC ROMONT | 1h09:13.94 | 11:48.11 |
| 16 | 726 | CASSEGRAIN Caroline | 1958 | CRANS-PRÈS-CÉLIGNY | Crans-près-Céligny | 1h09:31.38 | 12:05.55 |
| 17 | 737 | WIEDERKEHR Brigitte | 1964 | PONT-LA-VILLE | Pont-la-Ville | 1h10:07.30 | 12:41.47 |
| 18 | 723 | ALLEMANN Bernadette | 1964 | BROC | Petite soif | 1h10:59.15 | 13:33.32 |
| 19 | 722 | ALLEMANN Bernard | 1959 | BROC | Petite soif | 1h11:36.81 | 14:10.98 |
| 20 | 749 | AYUDE Tiffany | 1991 | | VILLARS-SUR-GLANE | 1h11:40.81 | 14:14.98 |
| 21 | 748 | CLEMENT Daniele | 1971 | | PREZ-VERS-SIVIRIEZ | 1h11:41.21 | 14:15.38 |
| 22 | 750 | JAKOB Laurence | 1968 | | VILLARS-SUR-GLANE | 1h11:42.26 | 14:16.43 |
| 23 | 747 | GUILLET Veronique | 1973 | | VUADENS | 1h12:20.84 | 14:55.01 |
| 24 | 732 | PHILIPONA Denise | 1962 | SORENS | - | 1h12:28.64 | 15:02.81 |
| 25 | 744 | MONNEY Myriam | 1975 | | CHAVANNES-DE-BOGIS | 1h13:00.01 | 15:34.18 |
| 26 | 735 | TERREAUX Christel | 1974 | CORBIÈRES | Corbières | 1h13:08.81 | 15:42.98 |
| 27 | 721 | AEBISCHER Claudine | 1966 | GUMEFENS | Gumefens | 1h13:41.74 | 16:15.91 |
| 28 | 733 | RISSE Béa | 1959 | PONT-LA-VILLE | Pont-la-Ville | 1h14:02.60 | 16:36.77 |
| 29 | 739 | ZBINDEN Bernadette | 1961 | PONT-LA-VILLE | Pont-la-Ville | 1h14:04.27 | 16:38.44 |
| 30 | 731 | PASQUIER Oceane | | BROC | Broc | 1h15:34.63 | 18:08.80 |
| 31 | 730 | PASQUIER Chloé | 1996 | BROC | Broc | 1h15:36.28 | 18:10.45 |

Handi-Sport Course adaptée Hommes 0,650 Km

| | | | | | | | |
|---|------|-----------------|------|-------------------|--------------------------------|---------|---------|
| 1 | 1354 | PAROZ Loïc | 2002 | TAVANNES | Special Olympics | 2:14.90 | |
| 2 | 1357 | PEREIRA Micael | 1992 | VILLARS-SUR-GLÂNE | Sport Handicap Fribourg | 2:14.98 | 0.08 |
| 3 | 1352 | GUILLET Thomas | 2005 | VUADENS | CSHauteville | 2:34.32 | 19.42 |
| 4 | 1351 | BARTOLUCCI Enzo | 2000 | HAUTEVILLE | CS Hauteville | 2:40.76 | 25.86 |
| 5 | 1355 | HAYOZ Jeremy | 1991 | BULLE | Sport Handicap du Sud Fribourg | 2:43.38 | 28.48 |
| 6 | 1356 | LOPEZ Yvan | 1997 | BULLE | CS Hauteville | 2:54.30 | 39.40 |
| 7 | 1353 | PAROZ Lionel | 1998 | TAVANNES | Tavannes | 4:03.02 | 1:48.12 |

Handi-Sport Course adaptée Femmes 0,650 Km

| | | | | | | | |
|---|------|-----------------|------|--|--------------------|---------|--|
| 1 | 1358 | COTTING Aurelie | 2000 | | PROCAP SPORT MARLY | 3:24.22 | |
|---|------|-----------------|------|--|--------------------|---------|--|